

Müller-BBM Building Solutions GmbH
Helmut-A.-Müller-Straße 1 - 5
82152 Planegg

Telephone +49(89)85602 0
Telefax +49(89)85602 111

www.mbbm-bso.com

M. Eng. Philipp Meistring
Telephone +49(89)3540486 38
philipp.meistring@mbbm-bso.com

2024-02-26
B100827/300 Version 1 MSG/STEG

Curtain fabric
Divina/ Divina MD/ Divina Melange
by Kvadrat A/S

Determination of airflow resistance
according to DIN EN ISO 9053-1

Test Report No. B100827/300

Client:	Kvadrat A/S Lundbergsvej 10 8400 Ebeltoft DENMARK
Consultant:	M. Eng. Philipp Meistring Jan-Lieven Moll
Report date:	2024-02-26
Delivery of the test objects:	2024-02-09
Test date:	2024-02-16
Total amount of pages	9 pages 4 pages text, 3 pages Appendix A 2 pages Appendix B

Müller-BBM Building Solutions GmbH
HRB Munich 278753
VAT No. DE355267779

Managing Directors:
Stefan Schierer, Elmar Schröder

Table of contents

1	Task	3
2	Basis	3
3	Test object	3
4	Execution of measurements	4
5	Measurement results	4
6	Remarks	4

Appendix A: Test certificates

Appendix B: Description of the test procedure and list of test equipment

1 Task

On behalf of Kvadrat A/S, 8400 Ebeltoft, Denmark, the airflow resistance of the fabric type Divina/ Divina MD/ Divina Melange was to be determined according to DIN EN ISO 9053-1 [1].

2 Basis

This test report is based on the following document:

- [1] DIN EN ISO 9053-1: Acoustics –Determination of airflow resistance – Part 1: Static airflow method (ISO 9053-1:2018); German version EN ISO 9053-1:2018. March 2019
- [2] DIN EN ISO 5084: Textiles - Determination of thickness of textiles and textile products (ISO 5084:1996); German version EN ISO 5084:1996. 1996-10

3 Test object

The tested fabric is described in Table 1. The samples were taken by the testing laboratory from a fabric roll delivered by the client. Each sample had dimensions of 210 mm x 297 mm. The following characteristics were determined by the testing laboratory:

Table 1. Test object.

Test object (information provided by the client / indication on samples)	Sample No.	Area specific mass m' [g/m ²]	Thickness t [mm]
Fabric type Divina/ Divina MD/ Divina Melange, material: 100 % new wool	1	536	1.98
	2	536	1.94
	3	539	1.96
Mean		537	1.96

The thickness of the fabric was determined acc. DIN EN ISO 5084 [2] (per sample mean value of three positions, pressure 1.00 kPa, pressure-foot 2000 mm²).

4 Execution of measurements

The airflow resistance was determined according to DIN EN ISO 9053-1 [1].

The test method, the test facility and the test equipment used are described in Appendix B.

5 Measurement results

The measurement results are shown in the diagram and table in the test certificates in Appendix A of this report.


For the tested fabric the following specific airflow resistance was determined:

Table 2. Specific airflow resistance.

Test object Fabric type Divina/ Divina MD/ Divina Melange	Specific airflow resistance R_s / (Pa s / m)	Appendix A, page
Sample 1	393	1
Sample 2	388	2
Sample 3	359	3
Mean	380	--

6 Remarks

The test results exclusively relate to the investigated subjects and conditions described.



M.Eng. Philipp Meistring
(Project manager)

This test report may only be published, shown or copied as a whole, including its appendices. The publishing of excerpts is only possible with prior consent of Müller-BBM.

EN ISO 9053-1

Determination of airflow resistance

Client: Kvadrat A/S
Lundbergsvej 10
8400 Ebeltøft

Project number: B100827

Sample number: 15485-1

Test object: - fabric: Divina/ Divina MD/ Divina Melange
- color: 0181
- material: 100 % new wool

sample 1

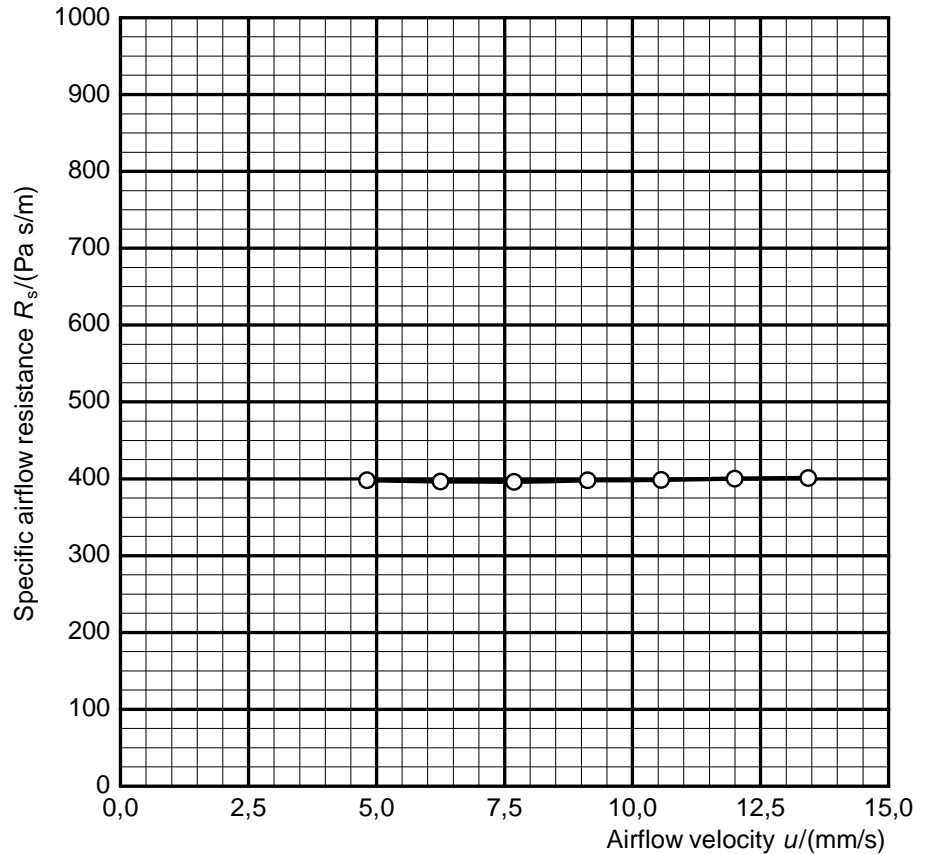
Diameter: 100 mm
Thickness: 1.98 mm
Area-specific mass: 536 g/m²

Barometric pressure:
 $B = 96.1$ kPa

Temperature:
 $\theta = 23.0$ °C

Relative humidity:
 $r. h. = 20.1$ %

$u/$ (mm/s)	$R_s/$ (Pa s/m)
4.81	398
6.25	396
7.68	396
9.12	398
10.56	398
12.00	400
13.43	401



Specific airflow resistance $R_s(0.5 \text{ mm/s}) = 393 \text{ Pa s/m}$

Laboratory: Planegg
Responsible: Moll
Date: 2024-02-16

EN ISO 9053-1

Determination of airflow resistance

Client: Kvadrat A/S
Lundbergsvej 10
8400 Ebeltøft

Project number: B100827

Sample number: 15485-2

Test object: - fabric: Divina/ Divina MD/ Divina Melange
- color: 0181
- material: 100 % new wool

sample 2

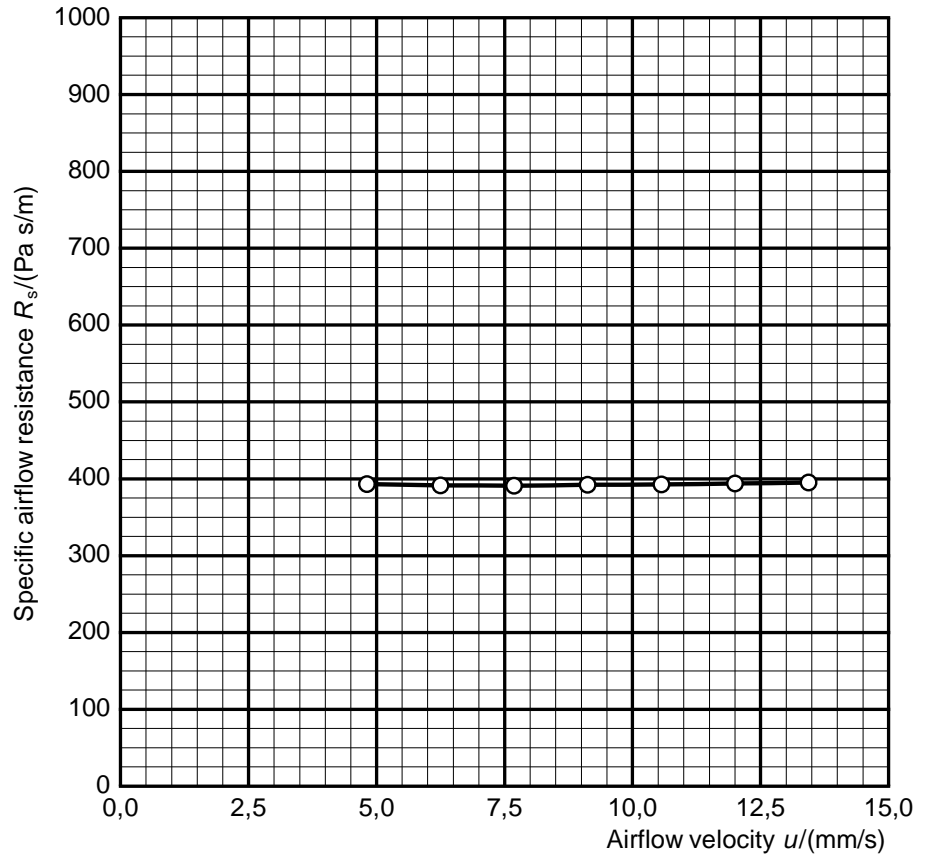
Diameter: 100 mm
Thickness: 1.94 mm
Area-specific mass: 536 g/m²

Barometric pressure:
 $B = 96.1 \text{ kPa}$

Temperature:
 $\theta = 23.1 \text{ °C}$

Relative humidity:
 $r. h. = 14.6 \%$

$u/$ (mm/s)	$R_s/$ (Pa s/m)
4.81	393
6.25	391
7.69	391
9.12	392
10.56	393
12.00	394
13.43	395



Specific airflow resistance $R_s(0.5 \text{ mm/s}) = 388 \text{ Pa s/m}$

Laboratory: Planegg
Responsible: Moll
Date: 2024-02-16

EN ISO 9053-1

Determination of airflow resistance

Client: Kvadrat A/S
Lundbergsvej 10
8400 Ebeltøft

Project number: B100827

Sample number: 15485-3

Test object: - fabric: Divina/ Divina MD/ Divina Melange
- color: 0181
- material: 100 % new wool

sample 3

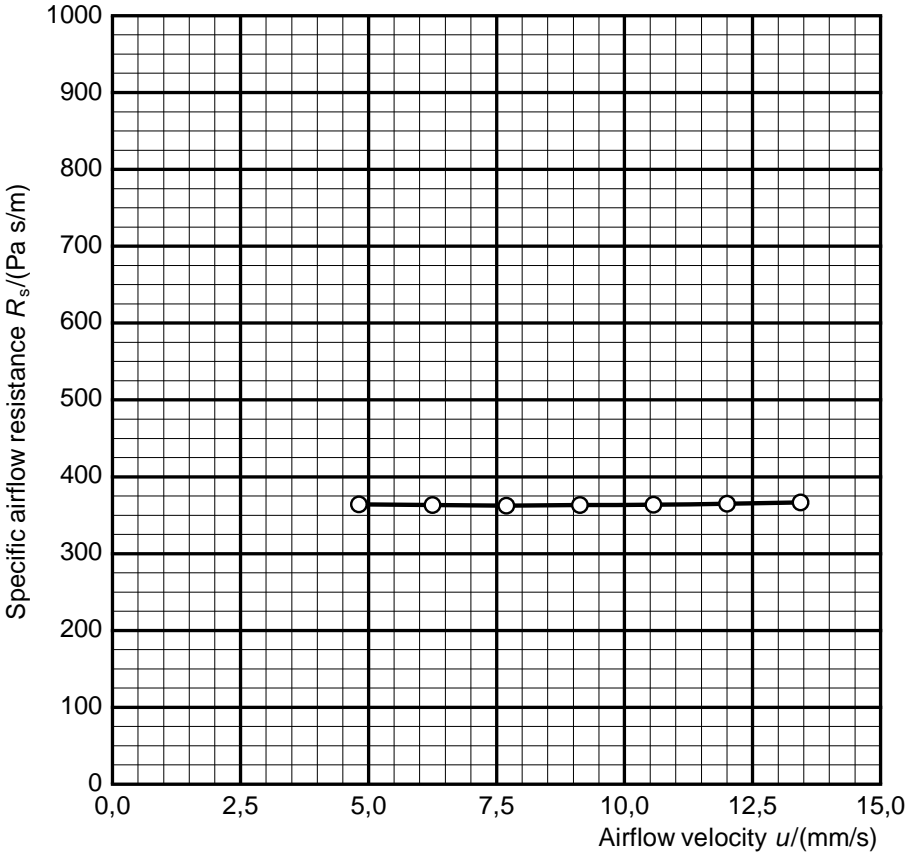
Diameter: 100 mm
Thickness: 1.96 mm
Area-specific mass: 539 g/m²

Barometric pressure:
 $B = 96.1 \text{ kPa}$

Temperature:
 $\theta = 23.2 \text{ °C}$

Relative humidity:
 $r. h. = 12.9 \%$

$u/$ (mm/s)	$R_s/$ (Pa s/m)
4.81	364
6.25	363
7.69	362
9.13	363
10.57	364
12.00	365
13.44	366



Specific airflow resistance $R_s(0.5 \text{ mm/s}) = 359 \text{ Pa s/m}$

Laboratory: Planegg
Responsible: Moll
Date: 2024-02-16

Description of the test procedure for the determination of the airflow resistance

1 Measurand

The specific airflow resistance R_S of the test object was determined. For this purpose the air pressure difference in front of as well as behind the test object was measured at different volumetric airflow rates. The specific airflow resistance $R_{S,i}$ for each volumetric airflow rate $q_{v,i}$ determined was calculated using the following equation:

$$R_{S,i} = \frac{\Delta p_i \cdot A}{q_{v,i}}$$

With

$R_{S,i}$ specific airflow resistance in Pa s/m;

Δp_i air pressure difference across the test object with respect to the atmosphere in Pa;

A cross-sectional area of the test object perpendicular to the direction of flow in m²;

$q_{v,i}$ volumetric airflow rate passing through the test object in m³/s;

u_i linear airflow velocity in m/s;

In addition the linear airflow velocity u_i was determined:

$$u_i = \frac{q_{v,i}}{A}$$

The indicated measurement result is the specific airflow resistance R_S , which is calculated for an airflow velocity of $u = 0.0005$ m/s by extrapolation with help of the linear regression.

2 Test procedure

The direct airflow method (static airflow method according to DIN EN ISO 9053-1 [1]) was applied. A steady unidirectional airflow with different air flow rates is pressed through the test object in the specimen holder. The resulting pressure drop between the two free faces of the test object is measured.

The specimen holder had a diameter of $D = 100$ mm.

3 List of test equipment

The test equipment used is listed in Table B.1.

Table B.1. Test equipment.

Name	Manufacturer	Type	Serial-No.
Measurement system airflow resistance	Müller-BBM	M89319-00	315003
Software for measurement and evaluation	Müller-BBM Acoustic Solutions	m ars	Version 1.23.8256. 29682
Thickness gauge	Hans Schmidt & Co GmbH	D-2000- C0913	2985
Electronic balance	Kern	KB1200-2N	W1402353