

KVADRAT

# REACTION TO FIRE TEST REPORT



Test standard: AS/NZS 3837:1998 (R2016)

Test sponsor: Kvadrat

Product: Casera 0323

Job number: RTF260757

Revision: R1.0

Test date: 14 April 2026

Accredited for compliance with ISO/IEC 17025:2017 – Testing



**JENSEN HUGHES**

## Quality management

Revision	Date	Revision description		
R1.0	30 April 2026	Initial issue.		
		<b>Prepared</b>	<b>Reviewed</b>	<b>Authorised</b>
		Jerry Xu	Jaxsen Lee	Steven Halliday
		<i>Jerry Xu</i>	<i>Jaxsen Lee</i>	<i>Steven Halliday</i>

**Jensen Hughes Fire Testing Pty Ltd**  
**ABN 81 050 241 524**  
**Formerly Warringtonfire Australia Pty Ltd<sup>1</sup>**

<sup>1</sup> Warringtonfire Australia Pty Ltd was acquired by Jensen Hughes in December 2023. Jensen Hughes Fire Testing Pty Ltd is not affiliated, associated, authorised, or endorsed by Warringtonfire Australia Pty Ltd, Warringtonfire Testing and Certification Limited or its “Warringtonfire” or “Certifire” brands.

## Table of contents

Quality management.....	2
1.0 Introduction .....	4
2.0 Test specimens .....	5
3.0 Test procedure .....	7
4.0 Test results and observations .....	8
4.1 Test results.....	8
4.2 Test observations.....	9
5.0 Application of test results .....	10
5.1 Validity.....	10
5.2 Uncertainty of measurement.....	10

## 1.0 Introduction

This report documents the findings of the reaction to fire test of “Casera 0323” in accordance with AS/NZS 3837:1998 (R2016).

Jensen Hughes Fire Testing Pty Ltd (Jensen Hughes) performed the test on 14 April 2026 at the request of the test sponsor listed in Table 1.

*Table 1 Test sponsor details*

Test sponsor	Address
Kvadrat	Lundbergsvej 10 8400 Ebeltoft Denmark

## 2.0 Test specimens

The description of the test specimens is detailed in Table 2. Unless otherwise specified:


The information regarding the specimen was provided by the test sponsor.

All measurements were taken by Jensen Hughes.

Jensen Hughes was commissioned to modify the specimens so they met the geometric requirements of the test standard.

All measurements – unless indicated – were measured by Jensen Hughes.

*Table 2 Test specimen description*

Description	
Product	Casera 0323
Batch number	GA28668-0323
Manufacturer	Kvadrat
Product description (nominated by manufacturer)	The composition included 90% recycled polyester FR and 10% polyester FR. Both sides of the material were identical.
Received size	3000 mm long × 500 mm wide × 0.28 mm thick
Prepared sample size	100 mm long × 100 mm wide × 0.28 mm thick
Area Density	Before conditioning: 0.17 kg/m <sup>2</sup> After conditioning: 0.17 kg/m <sup>2</sup>
Colour	Beige
Substrate	10 mm thick plasterboard
Test face	One of two identical faces
Photographs of a representative prepared specimen	Top face 

Description		
	Bottom face	

### 3.0 Test procedure

Table 3 details the test procedure for this reaction to fire test.

Table 3 Test procedure

Item	Detail
Test standard	The test was performed in accordance with AS/NZS 3837:1998 (R2016).
Variations	None. As the specimens were very thin and light with a plasterboard substrate, the small mass and minimal smoke generated contributed to suspect smoke results.
Pre-test conditioning	The specimens were received on 27 March 2026. Before testing, the specimens were conditioned to a constant mass at a temperature of $23 \pm 2$ °C and a relative humidity of $50 \pm 5\%$ .
Sampling / specimen selection	The specimens were supplied by the sponsor of the test. Jensen Hughes was not involved in any selection or sampling procedure.
Test orientation	Horizontal
Separation distance	All specimens were tested with a separation distance of 25 mm between the base plate of the cone heater and the upper surface of the specimen.
Specimen preparation	A 100 mm × 100 mm × 10 mm thick square of plasterboard was used as a substrate. All specimens were wrapped in a single layer of aluminium foil which covered the sides and the bottom.
Specimen mounting	The sample was thermally stable so additional support such as a wire grid was not used. A retaining frame was used, leaving an average exposed specimen surface area of $8.836 \times 10^{-3}$ m <sup>2</sup> . The specimen was tested without an air gap.
Spark ignitor	The spark ignitor was turned off after the specimen ignited.
Number of tests	Three specimens were subjected to an irradiance of 50 kW/m.
Test end condition	The tests were ended 2 minutes after any flaming or other signs of combustion ceased, in accordance with section 2.5.2 (e) of AS/NZS 3837:1998 (R2016).
Frequency of measurement	Data was collected every 1 second.
Orifice plate calibration factor	0.042323
Test face	One of two identical faces
Test operator	Jerry Xu

## 4.0 Test results and observations

### 4.1 Test results

Table 4 shows a summary of the results for the test specimens.

Table 4 Test results

Parameter	Abbreviation	Units	Results			Mean
			Test 1	Test 2	Test 3	
Thickness		mm	0.3	0.3	0.3	0.3
Irradiance		kW/m <sup>2</sup>	50	50	50	50
Test duration		s	201	202	199	201
Time to sustained flaming		s	55	61	58	58
Time to flame out		s	81	82	79	81
Exhaust flow rate		m <sup>3</sup> /s	0.024	0.024	0.024	0.024
Sampling interval	$\Delta t$	s	1	1	1	1
<b>Specimen mass</b>						
Initial	$m_{initial}$	g	1.7	1.7	1.7	1.7
At sustained flaming	$m_s$	g	-0.3	-0.6	-0.4	-0.4
Final	$m_{final}$	g	0.0	0.0	0.0	0.0
Average mass loss per unit area	$\dot{m}_A$	kg/m <sup>2</sup>	0.2	0.2	0.2	0.2
Pyrolysed mass loss		wt%	100.0	100.0	100.0	100.0
Average loss rate between ignition and end of test	$\dot{m}$	g/(m <sup>2</sup> s)	5.0	5.6	5.6	5.4
Average loss rate between 10% - 90% of mass loss	$\dot{m}_{A,10-90}$	g/(m <sup>2</sup> s)	7.8	7.9	8.3	8.0
<b>Heat release rate (HRR)</b>						
Average for the first 60s after ignition	$\dot{q}_{A,60}$	kW/m <sup>2</sup>	36.2	37.5	35.7	36.5
Average for the first 180s after ignition	$\dot{q}_{A,180}$	kW/m <sup>2</sup>	13.4	13.8	12.8	13.4
Average for the first 300s after ignition	$\dot{q}_{A,300}$	kW/m <sup>2</sup>	8.0	8.3	7.7	8.0
Peak	$\dot{q}_{max}$	kW/m <sup>2</sup>	231.4	238.8	234.8	235.0
Total	$Q_{A,tot}$	MJ/m <sup>2</sup>	3.4	3.4	3.6	3.5
Average effective heat of combustion	$\Delta h_{c,eff}$	MJ/kg	17.4	17.1	18.2	17.6
<b>Smoke production</b>						
Total during non-flaming phase	$S_{A1}$	m <sup>2</sup> /m <sup>2</sup>	75.1	95.9	77.0	82.7
Total during flaming phase	$S_{A2}$	m <sup>2</sup> /m <sup>2</sup>	92.2	93.0	93.3	92.8

Parameter	Abbreviation	Units	Results			Mean
			Test 1	Test 2	Test 3	
Total	$S_{A1}'' + S_{A2}''$	$m^2/m^2$	167.3	189.0	170.3	175.5
Average specific extinction area	SEA	$m^2/kg$	893.2	1010.8	846.7	916.9

#### 4.2 Test observations

- + Within 5 seconds of exposure, all specimen started to shrink.
- + At about 17 seconds of exposure, all specimen started to emit smoke.
- + Between 55 seconds and 61 seconds of exposure, all specimens had ignited.
- + At about 81 seconds of exposure, all specimen self-extinguished.

## 5.0 Application of test results

### 5.1 Validity

This document is the original version of this test report and is written in English. In case of doubt the original version prevails over a translation. This document is issued subject to Jensen Hughes' standard terms and conditions.

The results of these fire tests may be used to directly assess fire hazard, but it should be recognised that a single test method will not provide a full assessment of fire hazard under all fire conditions.

Reports are statements of fact prepared in accordance with the referenced version of the standards stated in Section 3 of this report. Reports are based upon the information provided to Jensen Hughes. Jensen Hughes takes no responsibility for the accuracy or completeness of such information.

The results stated in this report apply to the sample as received. Any differences in composition, production process, thickness, density or colour of the product may significantly affect the performance and will therefore invalidate the application of the test results to the variant product. It is recommended that any proposed variation to the tested configuration or product should be referred to the test sponsor. The test sponsor should then obtain appropriate documentary evidence of compliance from Jensen Hughes Fire Testing or another accredited testing authority. The supplier of the product is responsible for ensuring that the product which is supplied for use is identical to the test specimens that were tested.

This report may only be reproduced in full. Extracts or abridgements shall not be published without the express written permission of Jensen Hughes Fire Testing.

The report is issued for the benefit of Jensen Hughes' direct customer only, and may not be relied upon by any third parties without Jensen Hughes' express written consent.

### 5.2 Uncertainty of measurement

Because of the nature of reaction to fire testing and the consequent difficulty in quantifying the uncertainty of measurements obtained from a reaction to fire test, it is not possible to provide a stated degree of accuracy of the result.

## Appendix A Test data

### A.1 Heat release rate

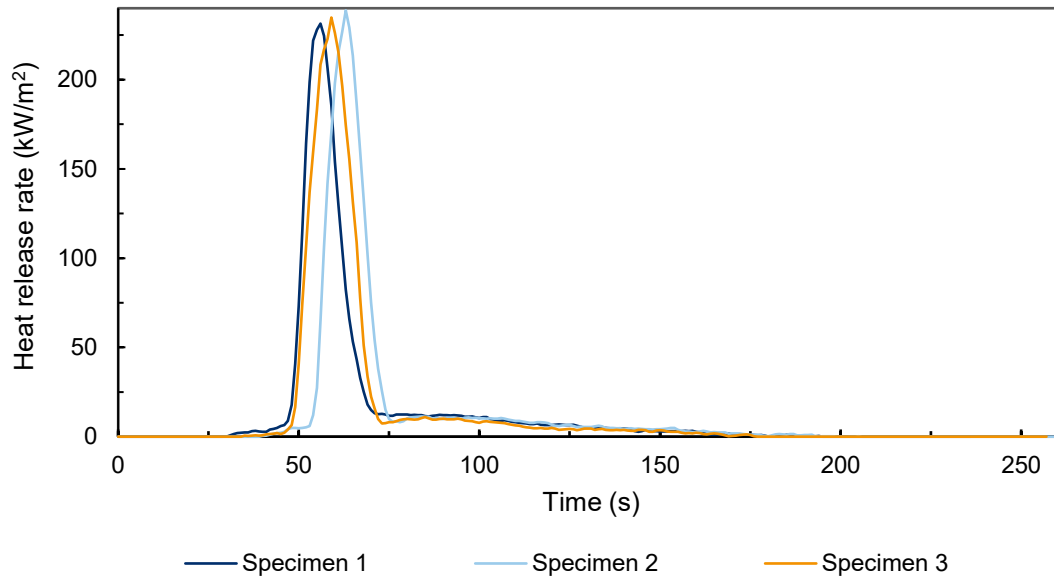


Figure 1 Heat release rate vs time

### A.2 Total heat release

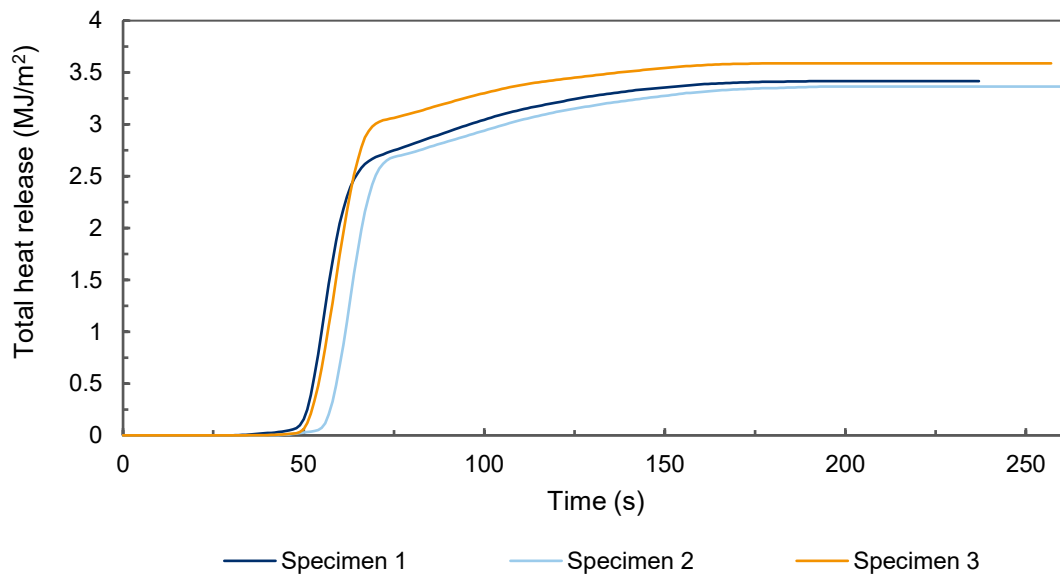


Figure 2 Total heat release vs time

### A.3 Average heat release

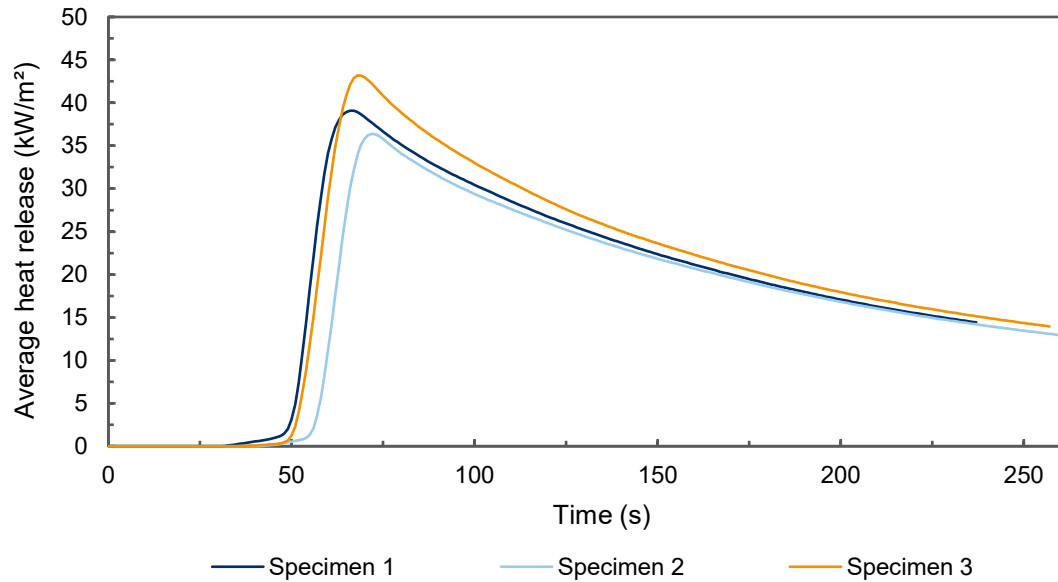


Figure 3 Average heat release vs time

### A.4 Smoke production rate

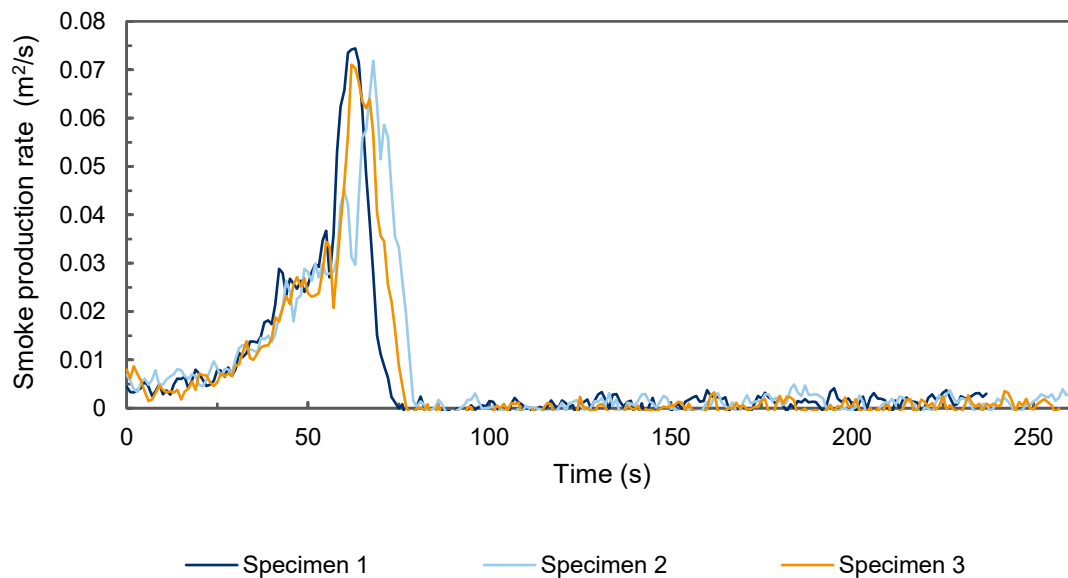


Figure 4 Smoke production rate vs time

### A.5 Total smoke production

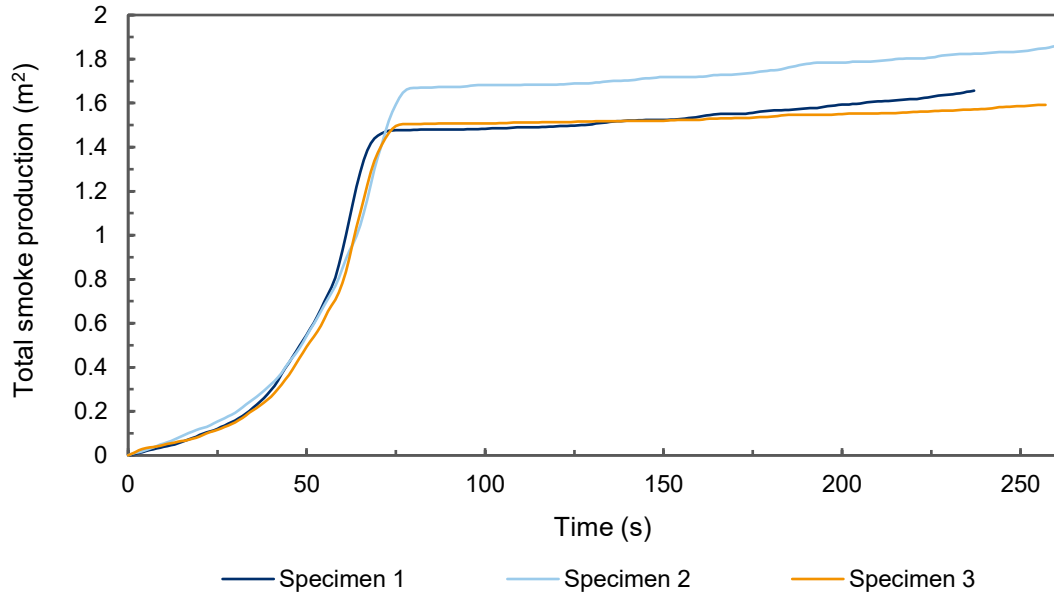


Figure 5 Total smoke production vs time

### A.6 Mass loss rate

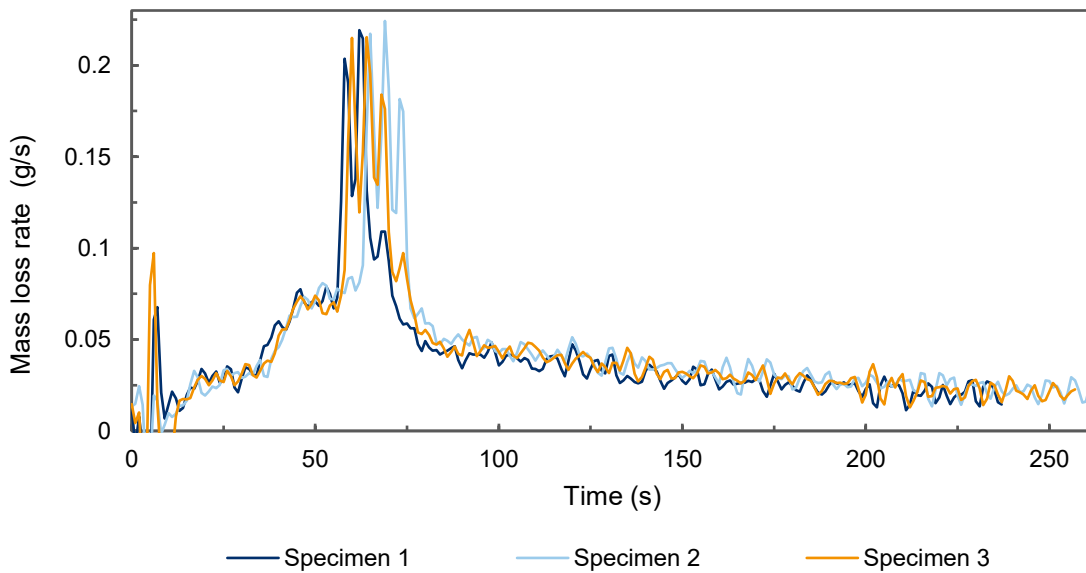


Figure 6 Mass loss rate vs time

## Appendix B Test specimen photographs



Figure 7: Specimen prior to testing



Figure 8: Specimen after testing



# JENSEN HUGHES

Jensen Hughes Fire Testing Pty Ltd  
ABN 81 050 241 524

Melbourne – NATA accredited laboratory

409-411 Hammond Road  
Dandenong South Vic 3175  
Australia  
T: +61 3 9767 1000

#### General conditions of use

The data, methodologies, calculations and results documented in this report specifically relate to the tested specimen/s and must not be used for any other purpose. This report may only be reproduced in full. Extracts or abridgements must not be published without permission from Jensen Hughes Fire Testing Pty Ltd.

All work and services carried out by Jensen Hughes Fire Testing Pty Ltd are subject to, and conducted in accordance with our standard terms and conditions.