

Owner: Kvadrat A/S  
No.: MD-23110-EN\_rev1  
Issued: 31-10-2023  
Issued first time: 07-07-2023  
Valid to: 07-07-2028

---

3<sup>rd</sup> PARTY VERIFIED

**EPD**

VERIFIED ENVIRONMENTAL PRODUCT DECLARATION | ISO 14025 & EN 15804



**Owner of declaration**  
 Kvadrat A/S  
 Lundbergsvej 10  
 8400 Ebeltøft, Denmark  
 VAT no. DK-45 99 85 17



**Issued:**  
 31-10-2023

**Valid to:**  
 07-07-2028

**Programme**  
 EPD Danmark  
[www.epddanmark.dk](http://www.epddanmark.dk)



**Basis of calculation**  
 This EPD is developed in accordance with the European standard EN 15804+A2.

- Industry EPD
- Product EPD

**Comparability**  
 EPDs of construction products may not be comparable if they do not comply with the requirements in EN 15804. EPD data may not be comparable if the datasets used are not developed in accordance with EN 15804 and if the background systems are not based on the same database.

**Declared product(s)**  
 90% Wool 10% Nylon – Huddersfield, United Kingdom  
 90% Wool 10% Nylon – Lillehammer, Norway  
 92% Wool 8% Nylon – Vestland, Norway

**Validity**  
 This EPD has been verified in accordance with ISO 14025 and is valid for 5 years from the date of issue.

Number of declared datasets/product variations: 3

**Use**  
 The intended use of an EPD is to communicate scientifically based environmental information for construction products, for the purpose of assessing the environmental performance of buildings.

**Production sites**  
 Huddersfield, United Kingdom  
  
 Lillehammer, Norway  
  
 Vestland, Norway

- EPD type**
- Cradle-to-gate with modules C1-C4 and D
  - Cradle-to-gate with options, modules C1-C4 and D
  - Cradle-to-grave and module D
  - Cradle-to-gate
  - Cradle-to-gate with options

Green energy certificates are present for the electricity consumption at the production site in Vestland, Norway, representing 100% Hydro power.

CEN standard EN 15804 serves as the core PCR


---

Independent verification of the declaration and data, according to EN ISO 14025

internal       external

---

Third party verifier:



---

Guangli Du, Aalborg University, BUILD

**Product(s) use**  
 Kvadrat produces quality contemporary textiles for use in upholsteries and curtains.

**Declared/ functional unit**  
 1 kg of woven textile



Martha Katrine Sørensen  
 EPD Danmark

**Year of production site data (A3)**  
 2021

**EPD version**  
 2<sup>nd</sup> version: Result tables updated

Life cycle stages and modules (MND = module not declared)																
Product			Construction process		Use							End of life			Beyond the system boundary	
Raw material supply	Transport	Manufacturing	Transport	Installation process	Use	Maintenance	Repair	Replacement	Refurbishment	Operational energy use	Operational water use	De-construction demolition	Transport	Waste processing	Disposal	Re-use, and recycling potential
A1	A2	A3	A4	A5	B1	B2	B3	B4	B5	B6	B7	C1	C2	C3	C4	D
<b>X</b>	<b>X</b>	<b>X</b>	MND	MND	MND	MND	MND	MND	MND	MND	MND	<b>X</b>	<b>X</b>	<b>X</b>	<b>X</b>	<b>X</b>

## Product information

### Product description

The main product components are shown in the table below.

Material	Weight-% of declared product
Wool	90 – 92%
Nylon	8 – 10%

### Product packaging:

The composition of the sales- and transport packaging of the product is shown in the table below.

Material	Weight-% of packaging
Carton	0 – 100%
PE foil	0 – 49%
Wooden pallet	0 – 38%

### Representativity

This declaration, including data collection and the modeled foreground system including results, represents the production of 1 kg of woven textile on the production sites located in Huddersfield, United Kingdom and Vestland and Lillehammer in Norway, respectively. Product specific data are based on average values collected in the year 2021. Background data are based on the GaBi database version 2022.2 and the EcoInvent 3.8 database. Data are less than 10 years old. Generally, the used background datasets are of high quality, and the majority of the datasets are only a couple of years old.

### Hazardous substances

The products declared within this EPD do not contain substances listed on the "Candidate List of Substances of Very High Concern for Authorisation."

(<http://echa.europa.eu/candidate-list-table>)

### Essential characteristics

The products in this EPD are not covered by harmonized technical specifications. Declaration of performance according to EU regulation 305/2011 is available for all declared product variations.

Further technical information can be obtained by contacting the manufacturer or on the manufacturer's website: [www.kvadrat.dk/en](http://www.kvadrat.dk/en)

### Reference Service Life (RSL)

Kvadrat offers 10 years guarantee for the majority of its textile products. The actual service life of Kvadrat textile depends on a wide range of various impact factors such as the allocation of the application area to the use class, maintenance, intensity of use and functional purpose. Most often Kvadrat textiles are applied for building and transportation related purposes.


Therefore, technical service life cannot be defined for Kvadrat textiles.

Kvadrat product specific textile warranty are disclosed in the Technical Specifications of each product.

## Table of products

Products from Kvadrat covered in this EPD				
Supplier	Country	Product name	Product composition	kg pr m <sup>2</sup>
Huddersfield	UK	Tonus 4	90% wool 10% nylon	0,475
Huddersfield	UK	Frozen	90% wool 10% nylon	0,250
Huddersfield	UK	Atlas	90% wool 10% nylon	0,286
Huddersfield	UK	Basel	90% wool 10% nylon	0,364
Huddersfield	UK	Canvas 2	90% wool 10% nylon	0,343
Huddersfield	UK	Recheck	90% wool 10% nylon	0,300
Huddersfield	UK	Remix 3	90% wool 10% nylon	0,300
Huddersfield	UK	Remix Screen	90% wool 10% nylon	0,265
Huddersfield	UK	Remix Screen CC	90% wool 10% nylon	0,265
Huddersfield	UK	Rime	90% wool 10% nylon	0,414
Huddersfield	UK	Steelcut 3	90% wool 10% nylon	0,589
Huddersfield	UK	Steelcut Trio 3	90% wool 10% nylon	0,550
Huddersfield	UK	Twill Weave	90% wool 10% nylon	0,686
Huddersfield	UK	Clara 2	90% wool 10% nylon	0,290
Huddersfield	UK	Lila	90% wool 10% nylon	0,539
Huddersfield	UK	Raas	90% wool 10% nylon	0,542
Huddersfield	UK	Melange Nap	90% wool 10% nylon	0,314
Lillehammer	Norway	Coda 2	90% wool 10% nylon	0,614
Vestland	Norway	Engvik	92% wool 8% nylon	0,364
Vestland	Norway	IDA	92% wool 8% nylon	0,371
Vestland	Norway	Fjordvik	92% wool 8% nylon	0,393
Vestland	Norway	Lea	92% wool 8% nylon	0,436
Vestland	Norway	Loen uni	92% wool 8% nylon	0,414
Vestland	Norway	Nemo	92% wool 8% nylon	0,486
Vestland	Norway	Supreme	92% wool 8% nylon	0,407
Vestland	Norway	Tanum	92% wool 8% nylon	0,443
Vestland	Norway	Wangvik	92% wool 8% nylon	0,471
Vestland	Norway	Brusvik	92% wool 8% nylon	0,371
Vestland	Norway	Hervik	92% wool 8% nylon	0,364
Vestland	Norway	Risvik	92% wool 8% nylon	0,436
Vestland	Norway	Torsvik	92% wool 8% nylon	0,343
Vestland	Norway	Ara	92% wool 8% nylon	0,358
Vestland	Norway	Fiord 2	92% wool 8% nylon	0,357
Vestland	Norway	Jaali	92% wool 8% nylon	0,371
Vestland	Norway	San	92% wool 8% nylon	0,264
Vestland	Norway	Sisu	92% wool 8% nylon	0,775
Vestland	Norway	Vidar 4	92% wool 8% nylon	0,550

Picture of product(s)



# LCA background

**Declared unit.**

The LCI and LCIA results in this EPD relates to environmental impacts caused by the production and end-of-life of 1 kg of woven textiles.

Name	Value	Unit
Declared unit	1	Kg
Conversion factor to 1 kg.	1	-

**Functional unit**

Not defined.

**PCR**

This EPD is developed according to the core rules for the product category of construction products in EN 15804+A2:2019.

**Foreground system:**

“Guarantee of Origin” certificates are used in the production at the supplier in Vestland, Norway. Here electricity is modelled as 100% hydro power.

At the other production sites, no “Guarantee of Origin” certificates are used in the manufacturing. Consumption of electricity is modelled with residual electricity grid mix. Consumption of heat is modelled with average data, representative for the geographical area.

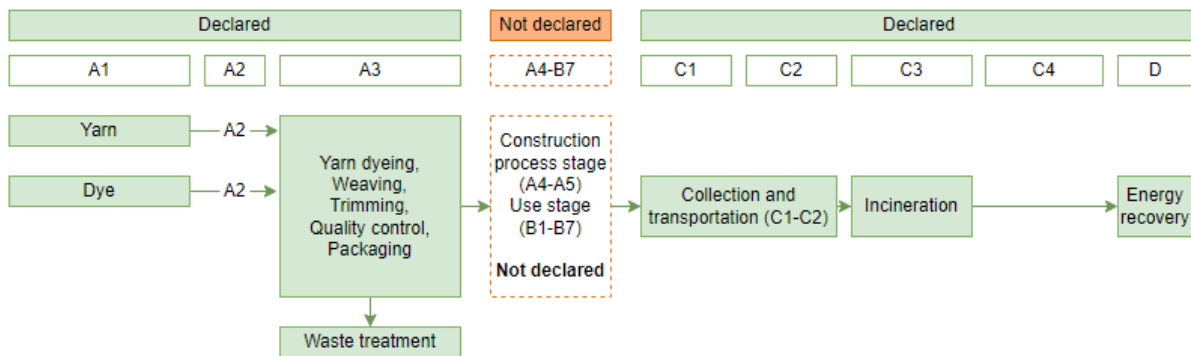
**Background system:**

Other processes upstream and downstream from the production is modelled with processes from the GaBi background database that is based on average data.

**Guarantee of Origin – certificates**

**Flowdiagram**

The flow diagram below presents the main processes included in the life cycle of the woven textiles.





## System boundary

This EPD is based on a cradle-to-gate LCA with modules C1-C4 and D, in which 100 weight-% has been accounted for.

The general rules for the exclusion of inputs and outputs follows the requirements in EN 15804, 6.3.5, where the total of neglected input flows per module shall be a maximum of 5 % of energy usage and mass and 1 % of energy usage and mass for unit processes.

### Product stage (A1-A3) includes:

A1 – Extraction and processing of raw materials

A2 – Transport to the production site

A3 – Manufacturing processes

The product stage comprises the acquisition of all raw materials, products and energy, transport to the production site, packaging, and waste processing up to the “end-of-waste” state or final disposal. The LCA results are declared in aggregated form for the product stage, which means, that the sub-modules A1, A2 and A3 are declared as one module A1-A3.

The manufacturing of the woven textiles is handled by suppliers located in Norway and the United Kingdom, respectively.

The yarns used for the textiles are prepared and assembled prior to the weaving. In this step, the warp yarns are wrapped around a rotating drum, creating a warp with the desired length. In the weaving process, the woven fabrics are formed using a loom, interlacing the lengthwise threads, known as warp yarns, and the crosswise threads, known as weft yarns. Subsequently, the fabric is trimmed, quality controlled, rolled-up, packaged, and transported to Kvadrat headquarters in Ebeltoft, Denmark.

The yarns used in the products are dyed using roughly four different dyeing methods, with some yarns being delivered pre-dyed others being dyed inhouse.

(1) For some of the synthetic textiles, dyestuff is added directly during the manufacturing of the yarn and before the yarn has been extruded (dope dyed). In other cases, (2) the dyestuff is added to the fibres before they are spun into a yarn Dyestuff is either added to the loose fibres

(stock dyed) or to combed wool sliver (top dyed). A third option used in both the production of synthetic and natural textiles includes the (3) dyeing of the finished yarns (yarn dyed), which are either sent to an external dyeing house before they arrive at the production sites of the suppliers of this EPD or which are dyed inhouse at the production sites of this EPD. Alternatively, (4) the dyestuff is applied to the finished woven textile (piece dyed).

In the case of the yarn dyeing technology the yarn is wound on perforated cores. From here, the dye flows through the yarn package, penetrating the fibres into the core of the yarn. The yarn dyeing method is both handled internally and externally, depending on the specific supplier. This process requires a significant amount of steam and water.

### End of Life (C1-C4) includes:

C1 – Deconstruction: There are no impacts associated with C1 as the textiles – once they are incorporated into either a curtain or upholstery – are deconstructed manually and without the need for any additional materials and/or machinery. This lifecycle stage is set to 0.

C2 – Transport to waste processing: A general scenario for the transport of waste to waste handling site is used, and this single transport scenario is applied to the end-of-life for all textiles unaffected by their site of origin or material composition.

This transport distance is set to 40 km, based on average distance to waste handling sites.

C3 – Waste processing: The textiles are modelled as one homogenous product that will/cannot be separated at the end-of-life, instead they are all modelled as 1 kg of textile being sent to municipal waste incineration, with each product falling under the same scenario regardless of material composition or site of origin.

End-of-life is modelled using a 100% incineration scenario.

**Re-use, recovery, and recycling potential  
(D) includes:**

Module D includes the potential in energy recovery arising from the incineration of the textiles at the end-of-life. Modelled with average European data for electricity and district heating.



# LCA results

Huddersfield, United Kingdom – 90% wool % 10% nylon

ENVIRONMENTAL IMPACTS PER kg Huddersfield, United Kingdom - 90% Wool 10% Nylon							
Indicator	Unit	A1-A3	C1	C2	C3	C4	D
GWP-total	kg CO <sub>2</sub> eq.	2,08E+01	0	4,75E-03	1,74E+00	0	-6,85E-01
GWP-fossil	kg CO <sub>2</sub> eq.	1,89E+01	0	4,71E-03	4,71E-01	0	-6,80E-01
GWP-biogenic	kg CO <sub>2</sub> eq.	1,92E+00	0	4,92E-07	1,27E+00	0	-4,60E-03
GWP-luluc	kg CO <sub>2</sub> eq.	1,85E-02	0	4,36E-05	5,19E-06	0	-1,43E-04
ODP	kg CFC 11 eq.	1,63E-10	0	6,13E-16	1,98E-13	0	-4,67E-12
AP	mol H <sup>+</sup> eq.	3,56E-02	0	6,45E-06	1,42E-03	0	-1,39E-03
EP-freshwater	kg P eq.	3,45E-04	0	1,72E-08	5,39E-08	0	-2,63E-06
EP-marine	kg N eq.	7,57E-03	0	2,26E-06	6,47E-04	0	-3,68E-04
EP-terrestrial	mol N eq.	1,54E-01	0	2,70E-05	7,33E-03	0	-3,82E-03
POCP	kg NMVOC eq.	1,98E-02	0	5,60E-06	1,66E-03	0	-9,77E-04
ADPm <sup>1</sup>	kg Sb eq.	1,53E-06	0	3,10E-10	1,82E-09	0	-1,06E-07
ADPF <sup>1</sup>	MJ	2,81E+02	0	6,41E-02	6,71E-01	0	-9,67E+00
WDP <sup>1</sup>	m <sup>3</sup>	3,48E+00	0	5,69E-05	1,99E-01	0	-1,09E-01
Caption	GWP-total = Global Warming Potential - total; GWP-fossil = Global Warming Potential - fossil fuels; GWP-biogenic = Global Warming Potential - biogenic; GWP-luluc = Global Warming Potential - land use and land use change; ODP = Ozone Depletion; AP = Acidification;						
	EP-freshwater = Eutrophication – aquatic freshwater; EP-marine = Eutrophication – aquatic marine; EP-terrestrial = Eutrophication – terrestrial; POCP = Photochemical zone formation; ADPm = Abiotic Depletion Potential – minerals and metals; ADPF = Abiotic Depletion Potential – fossil fuels; WDP = Water Depletion Potential						
Disclaimer	<sup>1</sup> The results of this environmental indicator shall be used with care as the uncertainties on these results are high or as there is limited experienced with the indicator.						

ADDITIONAL ENVIRONMENTAL IMPACTS PER kg Huddersfield, United Kingdom - 90% Wool 10% Nylon							
Parameter	Unit	A1-A3	C1	C2	C3	C4	D
PM	[Disease incidence]	3,00E-07	0	4,71E-11	4,41E-09	0	-1,12E-08
IRP <sup>2</sup>	[kBq U235 eq.]	4,35E-01	0	1,80E-05	3,89E-03	0	-1,57E-01
ETP-fw <sup>1</sup>	[CTUe]	3,84E+01	0	4,56E-02	2,28E-01	0	-3,56E+00
HTP-c <sup>1</sup>	[CTUh]	7,38E-09	0	9,32E-13	5,06E-11	0	-1,19E-10
HTP-nc <sup>1</sup>	[CTUh]	7,09E-07	0	4,98E-11	4,88E-09	0	-5,69E-09
SQP <sup>1</sup>	-	7,26E+02	0	2,68E-02	1,36E-01	0	-9,58E+00
Caption	PM = Particulate Matter emissions; IRP = Ionizing radiation – human health; ETP-fw = Eco toxicity – freshwater; HTP-c = Human toxicity – cancer effects; HTP-nc = Human toxicity – non cancer effects; SQP = Soil Quality						
Disclaimers	<sup>1</sup> The results of this environmental indicator shall be used with care as the uncertainties on these results are high or as there is limited experienced with the indicator.						
	<sup>2</sup> This impact category deals mainly with the eventual impact of low dose ionizing radiation on human health of the nuclear fuel cycle. It does not consider effects due to possible nuclear accidents, occupational exposure nor due to radioactive waste disposal in underground facilities. Potential ionizing radiation from the soil, from radon and from some construction materials is also not measured by this indicator.						

**RESOURCE USE PER kg Huddersfield, United Kingdom - 90% Wool 10% Nylon**

Parameter	Unit	A1-A3	C1	C2	C3	C4	D
PERE	[MJ]	1,07E+02	0	4,67E-03	1,20E-01	0	-5,86E+00
PERM	[MJ]	6,04E+00	0	0,00E+00	0,00E+00	0	0,00E+00
PERT	[MJ]	1,13E+02	0	4,67E-03	1,20E-01	0	-5,86E+00
PENRE	[MJ]	2,79E+02	0	6,44E-02	6,72E-01	0	-9,67E+00
PENRM	[MJ]	2,46E+00	0	0,00E+00	0,00E+00	0	0,00E+00
PENRT	[MJ]	2,81E+02	0	6,44E-02	6,72E-01	0	-9,67E+00
SM	[kg]	1,12E-01	0	0,00E+00	0,00E+00	0	0,00E+00
RSF	[MJ]	0,00E+00	0	0,00E+00	0,00E+00	0	0,00E+00
NRSF	[MJ]	0,00E+00	0	0,00E+00	0,00E+00	0	0,00E+00
FW	[m <sup>3</sup> ]	3,08E-01	0	5,11E-06	4,70E-03	0	-4,07E-03
Caption	PERE = Use of renewable primary energy excluding renewable primary energy resources used as raw materials; PERM = Use of renewable primary energy resources used as raw materials; PERT = Total use of renewable primary energy resources; PENRE = Use of non renewable primary energy excluding non renewable primary energy resources used as raw materials; PENRM = Use of non renewable primary energy resources used as raw materials; PENRT = Total use of non renewable primary energy resources; SM = Use of secondary material; RSF = Use of renewable secondary fuels; NRSF = Use of non renewable secondary fuels; FW = Net use of fresh water						

**WASTE CATEGORIES AND OUTPUT FLOWS PER kg Huddersfield, United Kingdom - 90% Wool 10% Nylon**

Parameter	Unit	A1-A3	C1	C2	C3	C4	D
HWD	[kg]	1,22E-05	0	1,99E-13	5,35E-11	0	-1,34E-09
NHWD	[kg]	2,98E-01	0	9,81E-06	2,27E-02	0	-1,86E-02
RWD	[kg]	4,32E-03	0	1,20E-07	2,49E-05	0	-9,29E-04
CRU	[kg]	0,00E+00	0	0,00E+00	0,00E+00	0	0,00E+00
MFR	[kg]	1,06E-01	0	0,00E+00	0,00E+00	0	0,00E+00
MER	[kg]	3,00E-02	0	0,00E+00	0,00E+00	0	0,00E+00
EEE	[MJ]	3,69E-02	0	0,00E+00	3,11E+00	0	0,00E+00
EET	[MJ]	8,42E-02	0	0,00E+00	5,59E+00	0	0,00E+00
Caption	HWD = Hazardous waste disposed; NHWD = Non hazardous waste disposed; RWD = Radioactive waste disposed; CRU = Components for re-use; MFR = Materials for recycling; MER = Materials for energy recovery; EE = Exported energy						

Lillehammer, Norway – 90% wool & 10% nylon

ENVIRONMENTAL IMPACTS PER kg Lillehammer, Norway - 90% wool, 10% nylon							
Indicator	Unit	A1-A3	C1	C2	C3	C4	D
GWP-total	kg CO <sub>2</sub> eq.	1,39E+01	0	4,75E-03	1,74E+00	0	-6,85E-01
GWP-fossil	kg CO <sub>2</sub> eq.	1,16E+01	0	4,71E-03	4,71E-01	0	-6,80E-01
GWP-biogenic	kg CO <sub>2</sub> eq.	2,29E+00	0	4,92E-07	1,27E+00	0	-4,60E-03
GWP-luluc	kg CO <sub>2</sub> eq.	1,97E-02	0	4,36E-05	5,19E-06	0	-1,43E-04
ODP	kg CFC 11 eq.	8,16E-11	0	6,13E-16	1,98E-13	0	-4,67E-12
AP	mol H <sup>+</sup> eq.	3,90E-02	0	6,45E-06	1,42E-03	0	-1,39E-03
EP-freshwater	kg P eq.	3,77E-04	0	1,72E-08	5,39E-08	0	-2,63E-06
EP-marine	kg N eq.	8,72E-03	0	2,26E-06	6,47E-04	0	-3,68E-04
EP-terrestrial	mol N eq.	1,49E-01	0	2,70E-05	7,33E-03	0	-3,82E-03
POCP	kg NMVOC eq.	1,77E-02	0	5,60E-06	1,66E-03	0	-9,77E-04
ADPm <sup>1</sup>	kg Sb eq.	1,94E-06	0	3,10E-10	1,82E-09	0	-1,06E-07
ADPf <sup>1</sup>	MJ	1,99E+02	0	6,41E-02	6,71E-01	0	-9,67E+00
WDP <sup>1</sup>	m <sup>3</sup>	-1,69E-01	0	5,69E-05	1,99E-01	0	-1,09E-01
Caption	GWP-total = Global Warming Potential - total; GWP-fossil = Global Warming Potential - fossil fuels; GWP-biogenic = Global Warming Potential - biogenic; GWP-luluc = Global Warming Potential - land use and land use change; ODP = Ozone Depletion; AP = Acidification;						
	EP-freshwater = Eutrophication – aquatic freshwater; EP-marine = Eutrophication – aquatic marine; EP-terrestrial = Eutrophication – terrestrial; POCP = Photochemical zone formation; ADPm = Abiotic Depletion Potential – minerals and metals; ADPf = Abiotic Depletion Potential – fossil fuels; WDP = Water Depletion Potential						
Disclaimer	<sup>1</sup> The results of this environmental indicator shall be used with care as the uncertainties on these results are high or as there is limited experienced with the indicator.						

ADDITIONAL ENVIRONMENTAL IMPACTS PER kg Lillehammer, Norway - 90% wool, 10% nylon							
Parameter	Unit	A1-A3	C1	C2	C3	C4	D
PM	[Disease incidence]	3,14E-07	0	4,71E-11	4,41E-09	0	-1,12E-08
IRP <sup>2</sup>	[kBq U235 eq.]	1,48E+00	0	1,80E-05	3,89E-03	0	-1,57E-01
ETP-fw <sup>1</sup>	[CTUe]	8,98E+01	0	4,56E-02	2,28E-01	0	-3,56E+00
HTP-c <sup>1</sup>	[CTUh]	8,16E-09	0	9,32E-13	5,06E-11	0	-1,19E-10
HTP-nc <sup>1</sup>	[CTUh]	8,03E-07	0	4,98E-11	4,88E-09	0	-5,69E-09
SQP <sup>1</sup>	-	7,93E+02	0	2,68E-02	1,36E-01	0	-9,58E+00
Caption	PM = Particulate Matter emissions; IRP = Ionizing radiation – human health; ETP-fw = Eco toxicity – freshwater; HTP-c = Human toxicity – cancer effects; HTP-nc = Human toxicity – non cancer effects; SQP = Soil Quality						
Disclaimers	<sup>1</sup> The results of this environmental indicator shall be used with care as the uncertainties on these results are high or as there is limited experienced with the indicator.						
	<sup>2</sup> This impact category deals mainly with the eventual impact of low dose ionizing radiation on human health of the nuclear fuel cycle. It does not consider effects due to possible nuclear accidents, occupational exposure nor due to radioactive waste disposal in underground facilities. Potential ionizing radiation from the soil, from radon and from some construction materials is also not measured by this indicator.						

**RESOURCE USE PER kg Lillehammer, Norway - 90% wool, 10% nylon**

Parameter	Unit	A1-A3	C1	C2	C3	C4	D
PERE	[MJ]	1,21E+02	0	4,67E-03	1,20E-01	0	-5,86E+00
PERM	[MJ]	5,83E+00	0	0,00E+00	0,00E+00	0	0,00E+00
PERT	[MJ]	1,27E+02	0	4,67E-03	1,20E-01	0	-5,86E+00
PENRE	[MJ]	1,97E+02	0	6,44E-02	6,72E-01	0	-9,67E+00
PENRM	[MJ]	2,38E+00	0	0,00E+00	0,00E+00	0	0,00E+00
PENRT	[MJ]	2,00E+02	0	6,44E-02	6,72E-01	0	-9,67E+00
SM	[kg]	0,00E+00	0	0,00E+00	0,00E+00	0	0,00E+00
RSF	[MJ]	0,00E+00	0	0,00E+00	0,00E+00	0	0,00E+00
NRSF	[MJ]	0,00E+00	0	0,00E+00	0,00E+00	0	0,00E+00
FW	[m <sup>3</sup> ]	2,86E-01	0	5,11E-06	4,70E-03	0	-4,07E-03
Caption	PERE = Use of renewable primary energy excluding renewable primary energy resources used as raw materials; PERM = Use of renewable primary energy resources used as raw materials; PERT = Total use of renewable primary energy resources; PENRE = Use of non renewable primary energy excluding non renewable primary energy resources used as raw materials; PENRM = Use of non renewable primary energy resources used as raw materials; PENRT = Total use of non renewable primary energy resources; SM = Use of secondary material; RSF = Use of renewable secondary fuels; NRSF = Use of non renewable secondary fuels; FW = Net use of fresh water						

**WASTE CATEGORIES AND OUTPUT FLOWS PER kg Lillehammer, Norway - 90% wool, 10% nylon**

Parameter	Unit	A1-A3	C1	C2	C3	C4	D
HWD	[kg]	1,32E-05	0	1,99E-13	5,35E-11	0	-1,34E-09
NHWD	[kg]	3,24E-01	0	9,81E-06	2,27E-02	0	-1,86E-02
RWD	[kg]	1,28E-02	0	1,20E-07	2,49E-05	0	-9,29E-04
CRU	[kg]	0,00E+00	0	0,00E+00	0,00E+00	0	0,00E+00
MFR	[kg]	3,00E-02	0	0,00E+00	0,00E+00	0	0,00E+00
MER	[kg]	2,29E-01	0	0,00E+00	0,00E+00	0	0,00E+00
EEE	[MJ]	4,78E-01	0	0,00E+00	3,11E+00	0	0,00E+00
EET	[MJ]	1,21E+00	0	0,00E+00	5,59E+00	0	0,00E+00
Caption	HWD = Hazardous waste disposed; NHWD = Non hazardous waste disposed; RWD = Radioactive waste disposed; CRU = Components for re-use; MFR = Materials for recycling; MER = Materials for energy recovery; EE = Exported energy						

Vestland, Norway – 92% wool & 8% nylon

ENVIRONMENTAL IMPACTS PER kg Vestland, Norway - 92% wool, 8% nylon							
Indicator	Unit	A1-A3	C1	C2	C3	C4	D
GWP-total	kg CO <sub>2</sub> eq.	1,20E+01	0	4,75E-03	1,74E+00	0	-6,85E-01
GWP-fossil	kg CO <sub>2</sub> eq.	9,41E+00	0	4,71E-03	4,71E-01	0	-6,80E-01
GWP-biogenic	kg CO <sub>2</sub> eq.	2,55E+00	0	4,92E-07	1,27E+00	0	-4,60E-03
GWP-luluc	kg CO <sub>2</sub> eq.	3,39E-02	0	4,36E-05	5,19E-06	0	-1,43E-04
ODP	kg CFC 11 eq.	5,29E-11	0	6,13E-16	1,98E-13	0	-4,67E-12
AP	mol H <sup>+</sup> eq.	3,74E-02	0	6,45E-06	1,42E-03	0	-1,39E-03
EP-freshwater	kg P eq.	4,29E-04	0	1,72E-08	5,39E-08	0	-2,63E-06
EP-marine	kg N eq.	8,27E-03	0	2,26E-06	6,47E-04	0	-3,68E-04
EP-terrestrial	mol N eq.	1,57E-01	0	2,70E-05	7,33E-03	0	-3,82E-03
POCP	kg NMVOC eq.	1,61E-02	0	5,60E-06	1,66E-03	0	-9,77E-04
ADPm <sup>1</sup>	kg Sb eq.	7,01E-06	0	3,10E-10	1,82E-09	0	-1,06E-07
ADPf <sup>1</sup>	MJ	1,30E+02	0	6,41E-02	6,71E-01	0	-9,67E+00
WDP <sup>1</sup>	m <sup>3</sup>	1,63E+00	0	5,69E-05	1,99E-01	0	-1,09E-01
Caption	GWP-total = Global Warming Potential - total; GWP-fossil = Global Warming Potential - fossil fuels; GWP-biogenic = Global Warming Potential - biogenic; GWP-luluc = Global Warming Potential - land use and land use change; ODP = Ozone Depletion; AP = Acidification;						
	EP-freshwater = Eutrophication – aquatic freshwater; EP-marine = Eutrophication – aquatic marine; EP-terrestrial = Eutrophication – terrestrial; POCP = Photochemical zone formation; ADPm = Abiotic Depletion Potential – minerals and metals; ADPf = Abiotic Depletion Potential – fossil fuels; WDP = Water Depletion Potential						
Disclaimer	<sup>1</sup> The results of this environmental indicator shall be used with care as the uncertainties on these results are high or as there is limited experienced with the indicator.						

ADDITIONAL ENVIRONMENTAL IMPACTS PER kg Vestland, Norway - 92% wool, 8% nylon							
Parameter	Unit	A1-A3	C1	C2	C3	C4	D
PM	[Disease incidence]	3,02E-07	0	4,71E-11	4,41E-09	0	-1,12E-08
IRP <sup>2</sup>	[kBq U235 eq.]	3,34E-01	0	1,80E-05	3,89E-03	0	-1,57E-01
ETP-fw <sup>1</sup>	[CTUe]	6,08E+01	0	4,56E-02	2,28E-01	0	-3,56E+00
HTP-c <sup>1</sup>	[CTUh]	9,37E-09	0	9,32E-13	5,06E-11	0	-1,19E-10
HTP-nc <sup>1</sup>	[CTUh]	8,77E-07	0	4,98E-11	4,88E-09	0	-5,69E-09
SQP <sup>1</sup>	-	8,92E+02	0	2,68E-02	1,36E-01	0	-9,58E+00
Caption	PM = Particulate Matter emissions; IRP = Ionizing radiation – human health; ETP-fw = Eco toxicity – freshwater; HTP-c = Human toxicity – cancer effects; HTP-nc = Human toxicity – non cancer effects; SQP = Soil Quality						
Disclaimers	<sup>1</sup> The results of this environmental indicator shall be used with care as the uncertainties on these results are high or as there is limited experienced with the indicator.						
	<sup>2</sup> This impact category deals mainly with the eventual impact of low dose ionizing radiation on human health of the nuclear fuel cycle. It does not consider effects due to possible nuclear accidents, occupational exposure nor due to radioactive waste disposal in underground facilities. Potential ionizing radiation from the soil, from radon and from some construction materials is also not measured by this indicator.						

**RESOURCE USE PER kg Vestland, Norway - 92% wool, 8% nylon**

Parameter	Unit	A1-A3	C1	C2	C3	C4	D
PERE	[MJ]	1,56E+02	0	4,67E-03	1,20E-01	0	-5,86E+00
PERM	[MJ]	6,56E+00	0	0,00E+00	0,00E+00	0	0,00E+00
PERT	[MJ]	1,62E+02	0	4,67E-03	1,20E-01	0	-5,86E+00
PENRE	[MJ]	1,28E+02	0	6,44E-02	6,72E-01	0	-9,67E+00
PENRM	[MJ]	2,09E+00	0	0,00E+00	0,00E+00	0	0,00E+00
PENRT	[MJ]	1,30E+02	0	6,44E-02	6,72E-01	0	-9,67E+00
SM	[kg]	0,00E+00	0	0,00E+00	0,00E+00	0	0,00E+00
RSF	[MJ]	0,00E+00	0	0,00E+00	0,00E+00	0	0,00E+00
NRSF	[MJ]	0,00E+00	0	0,00E+00	0,00E+00	0	0,00E+00
FW	[m <sup>3</sup> ]	3,59E-01	0	5,11E-06	4,70E-03	0	-4,07E-03
Caption	PERE = Use of renewable primary energy excluding renewable primary energy resources used as raw materials; PERM = Use of renewable primary energy resources used as raw materials; PERT = Total use of renewable primary energy resources; PENRE = Use of non renewable primary energy excluding non renewable primary energy resources used as raw materials; PENRM = Use of non renewable primary energy resources used as raw materials; PENRT = Total use of non renewable primary energy resources; SM = Use of secondary material; RSF = Use of renewable secondary fuels; NRSF = Use of non renewable secondary fuels; FW = Net use of fresh water						

**WASTE CATEGORIES AND OUTPUT FLOWS PER kg Vestland, Norway- 92% wool, 8% nylon**

Parameter	Unit	A1-A3	C1	C2	C3	C4	D
HWD	[kg]	1,56E-05	0	1,99E-13	5,35E-11	0	-1,34E-09
NHWD	[kg]	4,56E-01	0	9,81E-06	2,27E-02	0	-1,86E-02
RWD	[kg]	2,93E-03	0	1,20E-07	2,49E-05	0	-9,29E-04

CRU	[kg]	0,00E+00	0	0,00E+00	0,00E+00	0	0,00E+00
MFR	[kg]	1,49E-01	0	0,00E+00	0,00E+00	0	0,00E+00
MER	[kg]	4,66E-02	0	0,00E+00	0,00E+00	0	0,00E+00
EEE	[MJ]	2,00E-01	0	0,00E+00	3,11E+00	0	0,00E+00
EET	[MJ]	3,05E-01	0	0,00E+00	5,59E+00	0	0,00E+00
Caption	HWD = Hazardous waste disposed; NHWD = Non hazardous waste disposed; RWD = Radioactive waste disposed; CRU = Components for re-use; MFR = Materials for recycling; MER = Materials for energy recovery; EE = Exported energy						

**BIOGENIC CARBON CONTENT PER kg of TEXTILE**

Parameter	Unit	90% Wool 10% Nylon	92% Wool 8% Nylon
Biogenic carbon content in product	kg C	0,45	0,46
Biogenic carbon content in accompanying packaging	kg C	0,044	0,0158



## Additional information

### LCA interpretation

Across all the products and all the sites, the trend is the same: Yarns and fibres used in the production are the most impactful parameter, in part due to the significant contributions of waste arising during production, followed closely by the dyeing/finishing setup in question, and lastly the end-of-life incineration. The exception is at the supplier in Huddersfield, (UK) where the consumption of natural gas outweighs the other components.

### Technical information on scenarios

#### Reference service life

RSL information	Unit
Reference service Life	10 years
Declared product properties	Technical specifications and guidance can be obtained from the company's website <a href="http://www.kvadrat.dk/en">www.kvadrat.dk/en</a> or from direct contact to Kvadrat at +45 8953 1866 or <a href="mailto:kvadrat@kvadrat.org">kvadrat@kvadrat.org</a>
Design application parameters	
Assumed quality of work	
Outdoor environment	
Indoor environment	
Usage conditions	
Maintenance	

#### End of life (C1-C4)

Scenario information	Value	Unit
Collected separately	1	kg
Collected with mixed waste	0	kg
For reuse	0	kg
For recycling	0	kg
For energy recovery	1	kg
For final disposal	0	kg
Assumptions for scenario development	Assumed to be 100% incineration.	-

#### Re-use, recovery, and recycling potential (D)

Scenario information/Materiel	Value	Unit
Displaced material	3,11	MJ
Energy recovery from waste incineration	5,59	MJ

## Indoor air

The products covered in the EPD are **GREENGUARD®** certified and comply with respective Indoor climate minimum requirements.

The **GREENGUARD®** certification ensures products do not exceed limits for dangerous substance emissions (VOCs) and thereby contribute to a healthier indoor climate.

The certificates and standards as well as the EU Ecolabel are available at the following link, by choosing a textile and selecting the Downloads section, after which the certificates are presented:

<https://www.kvadrat.dk/en/products>

## Soil and water

*The EPD does not give information on release of dangerous substances to soil and water because the horizontal standards on the relevant measurements are not available. Read more in EN15804+A1 chapter 7.4.2.*

*However, selected Kvadrat products are EU Ecolabel certified, which guarantees limited use of substances harmful to the environment and health and reduced water and air pollution.*

## References

<b>Publisher</b>	 epddanmark <a href="http://www.epddanmark.dk">www.epddanmark.dk</a> <small>Template version 2022.2</small>
<b>Programme operator</b>	Danish Technological Institute Sustainable Construction Gregersensvej DK-2630 Taastrup <a href="http://www.teknologisk.dk">www.teknologisk.dk</a>
<b>LCA-practitioner</b>	Danish Technological Institute Sustainable Construction Gregersensvej DK-2630 Taastrup <a href="http://www.teknologisk.dk">www.teknologisk.dk</a>
<b>LCA software / background data</b>	GaBi version 10.6, Database 2022.2 <a href="http://www.gabi-software.com">www.gabi-software.com</a> EcoInvent version 3.8 <a href="http://www.ecoinvent.org">www.ecoinvent.org</a>
<b>3<sup>rd</sup> party verifier</b>	Guangli Du BUILD – The Department of the Built Environment, Aalborg University

### General programme instructions

General Programme Instructions, version 2.0, spring 2020  
[www.epddanmark.dk](http://www.epddanmark.dk)

### EN 15804

DS/EN 15804 + A2:2019 - "Sustainability of construction works – Environmental product declarations – Core rules for the product category of construction products"

### EN 15942

DS/EN 15942:2011 – " Sustainability of construction works – Environmental product declarations – Communication format business-to-business."

### ISO 14025

DS/EN ISO 14025:2010 – " Environmental labels and declarations – Type III environmental declarations – Principles and procedures"

### ISO 14040

DS/EN ISO 14040:2008 – " Environmental management – Life cycle assessment – Principles and framework"

### ISO 14044

DS/EN ISO 14044:2008 – " Environmental management – Life cycle assessment – Requirements and guidelines"