

Robert-Koch-Straße 11
D-82152 Planegg
Germany
Tel. +49 (0)89 85602 - 0
Fax +49 (0)89 85602 - 111
www.MuellerBBM.de

Dipl.-Ing. (FH) Andreas Niermann
Tel. +49 (0)89 85602 - 209
ANiermann@MuellerBBM.de

M60 836/7 nm/jre
2005-06-27

Upholstery fabric Tonus 3 516 Manufacturer Kvadrat A/S

**Measurement of
sound absorption acc. to EN ISO 354
and
air flow resistance acc. to EN 29053**

Test Report No. M60 836/7

Client:	Kvadrat A/S Lundbergsvej 10 DK – 8400 Ebeltoft
Date of report	June 27, 2005
Date of measurements	June 6, 10 and 13, 2005
Acoustic consultant:	Dipl.-Ing. (FH) Andreas Niermann
Number of pages :	In total 16 pages: 6 pages of text 2 pages of Appendix A 2 pages of Appendix B 4 pages of Appendix C 1 page of Appendix D 1 page of Appendix E

Table of contents

1	Task	3
2	Test object	3
3	Sound absorption	3
3.1	Measurement conditions	3
3.2	Execution of the measurements	4
3.3	Measurement results	4
4	Air flow resistance	5
4.1	Execution of measurements	5
4.2	Measurement results	6
5	Remark	6
	Appendix A: Test certificates sound absorption	1 - 2
	Appendix B: Test results air flow resistance	1 - 2
	Appendix C: Figures	1 - 4
	Appendix D: Table of reverberation times	1
	Appendix E: List of test equipment	1

1 Task

On behalf of the Kvadrat A/S company, DK – 8400 Ebeltoft, the sound absorption according to EN ISO 354 and the air flow resistance according to EN 29053 have to be measured for the upholstery fabric, type Tonus 3 516.

2 Test object

On June 6, 2005 we received the material to be tested.

The tested material is described by the manufacturer as follows:

- upholstery fabric
- manufacturer Kvadrat A/S
- type Tonus 3 516
- material 90 % new wool, 10 % Helanca

Müller-BBM has measured as follows:

- area specific mass $m'' = 502 \text{ g/m}^2$
- thickness $t = 1.99 \text{ mm}$

3 Sound absorption

3.1 Measurement conditions

The fabric was tested in two ways: not folded and folded with an extra fabric quantity of 100 %. The assembly of the test objects was carried out by Müller-BBM. The test constructions were built as G100-constructions according to EN ISO 354.

The fabric was assembled once not folded in 3 curtains and once folded in 6 curtains, each dimensioned width x height = 1320 mm x 2980 mm.

The fabrics were freely suspended. The clear distance between fabric and the wall was 100 mm. The whole construction was built without lateral frame. The curtains were fixed directly without a joint underneath the ceiling by means of a L60 metal beam. The clear distance between the floor and lower border of the curtain was approx. 740 mm. Between the curtains were no open gaps.

The figures in appendix C show details of the constructions. The test certificates in appendix A give a detailed description.

3.2 Execution of the measurements

The measurements were effected and evaluated according to EN ISO 354 “Measurement of sound absorption in a reverberation room”, edition 12-2003.

The measurements were carried out on June 10 and 13, 2005 in the reverberation room of the Müller-BBM company in Planegg. The reverberation room has a volume of approx. 200 m³ and a surface of approx. 216 m².

Six omnidirectional microphones and two loudspeakers were installed in the reverberation room. In order to improve the diffusivity, seven composite sheet metal boards (1.2 m x 1.4 m) and six composite sheet metal boards (1.2 m x 1.2 m) were suspended curved and irregularly.

In all tests, pink noise was used as a test signal.

The climatic conditions during the measurements are stated in the test certificate, appendix A. The different dissipation during the sound propagation in the air was taken into account according to EN ISO 354, chapter 8.1.2.3 regarding ISO 9613-1 “Acoustics – Attenuation of sound during propagation outdoors”, edition 1996-06.

Table 1 in appendix D shows the measured reverberation times in the reverberation room with and without test object.

The test equipment listed in appendix E was used for the measurements.

3.3 Measurement results

The measurement results shown in the following table 1 are also described in the test certificates in appendix A.

In addition to the sound absorption coefficients α_S in single third-octave bands, the practical sound absorption coefficients α_p in octave bands, which are calculated from these values, are stated. The weighted sound absorption coefficient α_w is determined as a single number value from the practical sound absorption coefficients α_p from 250 Hz to 4000 Hz. The practical and weighted sound absorption coefficient were calculated according to DIN EN ISO 11654 “Acoustics – Sound absorber for use in buildings – Rating of Sound absorption”, edition July 1997.

Table 1. Practical sound absorption coefficient α_p according to DIN EN ISO 11654

Construction	Octave centre frequency f / Hz						Test certificate Appendix A, page
	125	250	500	1000	2000	4000	
Upholstery fabric Tonus 3 516 Kvadrat A/S 100 mm air gap, not folded	0.05	0.15	0.45	0.70	0.55	0.75	1
Upholstery fabric Tonus 3 516 Kvadrat A/S 100 mm air gap folded 100 %	0.15	0.30	0.65	0.70	0.75	0.85	2

4 Air flow resistance

4.1 Execution of measurements

The measurements were carried out on June 6, 2005 in the laboratory for airflow resistance measurements of the Müller-BBM company in Planegg.

The airflow resistance was determined according to EN 29053: “Acoustics – Materials for acoustical applications – Determination of airflow resistance”, 1993-03.

The measurements for the determination of the airflow resistance were performed at different air velocities. The continuous airflow method was applied. The measurement cell (specimen holder) has a diameter of 100 mm. The test specimen was fitted flat over the measurement cell, without stretching the material, sealed at the edges and fixed.

According to the standard, the specific airflow resistance R_s and the airflow resistivity r are indicated as measurement results which were determined by extrapolation (linear regression) at an airflow velocity of $u = 0,0005$ m/s.

4.2 Measurement results

The determined airflow resistance values are indicated below. For further information regarding the measurements, see Appendix B.

The results of the measurements are:

R_S = specific airflow resistance perpendicular to the specimen surface
 r = airflow resistivity

- upholstery fabric Tonus 3 516, Kvadrat A/S
 - $R_S = 233 \text{ Pa} \cdot \text{s/m}$
 - $r = 1,17 \times 10^5 \text{ Pa} \cdot \text{s/m}^2$

5 Remark

This test report may only be published and copied as a whole including all of its appendixes. The publishing of extracts requires the prior written consent of Müller-BBM GmbH.



Dipl.-Ing. (FH) Andreas Niermann

MÜLLER-BBM

Accredited Test Laboratory
according to ISO/IEC 17025



DAP-PL-2465.10

Sound absorption coefficient ISO 354

Measurement of sound absorption in a reverberation room

Client: Kvadrat A/S
DK 8400 Ebeltøft

Test specimen: Upholstery fabric "Tonus" 3 516 Kvadrat A/S
100 mm air gap, 3 curtains, not folded

Details about the fabric

- upholstery fabric
- Manufacturer Kvadrat A/S
- Type upholstery fabric "Tonus"
- 90 % new wool 10 % Helanca
- area specific mass app. $m'' = 502 \text{ g/m}^2$
- no side of the fabric to be preferred, almost equal
- air flow resistance acc. to EN 29053: $R_s = 233 \text{ Pa s / m}$

Mounting details

- Mounting type G100 according to ISO 354
- arranged in 3 curtains, each dimensioned width x height = 1320 mm x 2980 mm
- Test surface $S = 3945 \text{ mm} \times 2980 \text{ mm}$
- freely suspended, not folded
- clear distance to the wall 100 mm
- construction without lateral frame
- fixed directly without joint underneath the ceiling by means of a L60 metal beam
- clear distance between floor and lower border of the curtain app. 740 mm
- no open gaps between the curtains

Room: Reverberation room E
Volume: 199.60 m³
Size: 11.76 m²
Date of test: 2005-06-10

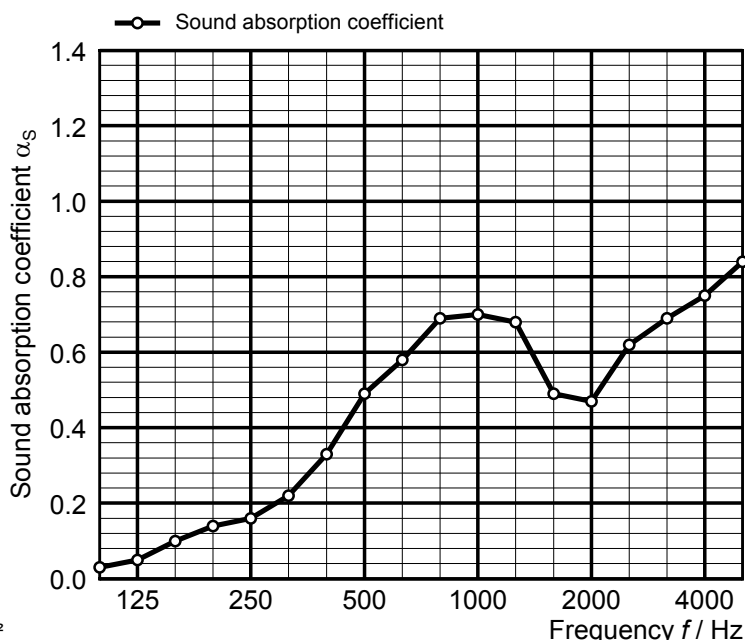
	Θ [°C]	r. h. [%]	B [kPa]
with specimen	21.4	34	95.7
without specimen	21.2	35	95.7

Accredited testing laboratory
according to ISO/IEC 17025



2465.10

Frequency [Hz]	α_s 1/3 octave	α_p oktave
100	0.03	
125	0.05	0.05
160	0.10	
200	0.14	
250	0.16	0.15
315	0.22	
400	0.33	
500	0.49	0.45
630	0.58	
800	0.69	
1000	0.70	0.70
1250	0.68	
1600	0.49	
2000	0.47	0.55
2500	0.62	
3150	0.69	
4000	0.75	0.75
5000	0.84	



◦ Equivalent sound absorption area less than 1.0 m²

α_s Sound absorption coefficient according to ISO 354

α_p Practical sound absorption coefficient according to ISO 11654

Rating according to ISO 11654:

Weighted sound absorption coefficient $\alpha_w = 0.45$ (MH)

Sound absorption class: D

MÜLLER-BBM

Planegg, 2005-06-27

No. of test report M60 836/7

Appendix A

Page 1 of 2

Sound absorption coefficient ISO 354

Measurement of sound absorption in a reverberation room

Client: Kvadrat A/S
DK 8400 Ebeltøft

Test specimen: Upholstery fabric "Tonus" 3 516 Kvadrat A/S
100 mm air gap, 6 curtains, folded 100 %

Details about the fabric

- upholstery fabric
- Manufacturer Kvadrat A/S
- Type upholstery fabric "Tonus"
- 90 % new wool 10 % Helanca
- area specific mass app. $m'' = 502 \text{ g/m}^2$
- no side of the fabric to be preferred, almost equal
- air flow resistance acc. to EN 29053: $R_s = 233 \text{ Pa s / m}$

Mounting details

- Mounting type G100 according to ISO 354
- arranged in 6 curtains, each dimensioned width x height = 1320 mm x 2980 mm
- Test surface $S = 3945 \text{ mm} \times 2980 \text{ mm}$
- freely suspended, folded 100 %
- clear distance to the wall 100 mm
- construction without lateral frame
- fixed directly without joint underneath the ceiling by means of a L60 metal beam
- clear distance between floor and lower border of the curtain app. 740 mm
- no open gaps between the curtains

Room: Reverberation room E
Volume: 199.60 m³
Size: 12.75 m²
Date of test: 2005-06-13

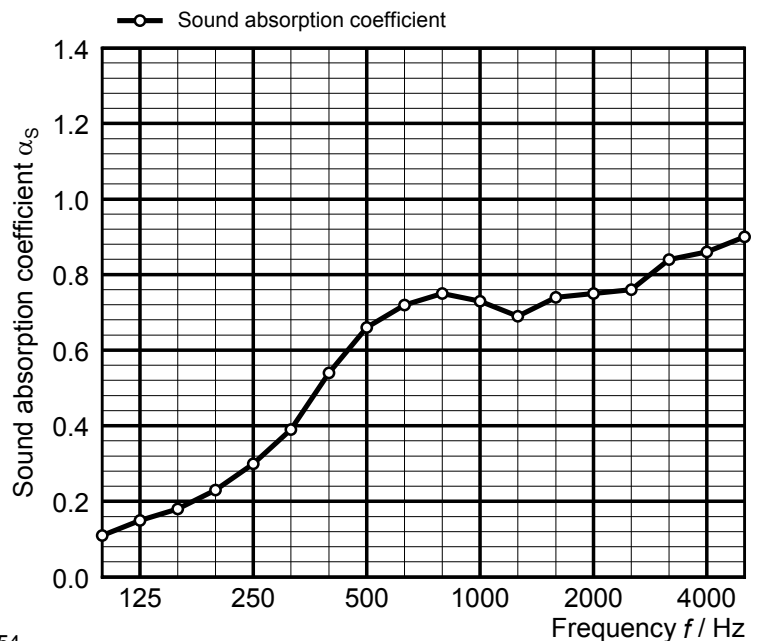
	Θ [°C]	r. h. [%]	B [kPa]
with specimen	22.8	41	94.5
without specimen	22.8	41	94.5

Accredited testing laboratory
according to ISO/IEC 17025



2465.10

Frequency [Hz]	α_s 1/3 octave	α_p oktave
100	0.11	
125	0.15	0.15
160	0.18	
200	0.23	0.30
250	0.30	
315	0.39	
400	0.54	
500	0.66	0.65
630	0.72	
800	0.75	
1000	0.73	0.70
1250	0.69	
1600	0.74	
2000	0.75	0.75
2500	0.76	
3150	0.84	
4000	0.86	0.85
5000	0.90	



α_s Sound absorption coefficient according to ISO 354
 α_p Practical sound absorption coefficient according to ISO 11654

Rating according to ISO 11654:

Weighted sound absorption coefficient $\alpha_w = 0.60$ (H)

Sound absorption class: C

MÜLLER-BBM

Planegg, 2005-06-27

No. of test report M60 836/7

Appendix A

Page 2 of 2

Determination of airflow resistance acc. to EN 29053

Project : Kvadrat
Test report No. : M60836/7
tested by : nm
Date of measurement : 06/06/2005

Details about test specimen		
Number : 3956		
Construction : woven fabric, single layer		
Designation : Tonus 3 516 Kvadrat A/S	Mounting details:	
Material : 90 % new wool 10 % Helanca	both sides equal	
Purpose : upholstery		
Thickness : 1.99 mm	Mass : 20.10 g	
Diameter : 100 mm	Size : 0.040 m ²	
barom. air pressure : 95.6 kPa	abs. air pressure : 101,3 kPa	area spec. mass: 502.5 g/m ²

Number of Measuerement	Pressure Difference Δp / mm H ₂ O	Air flow q_v / (cm ³ /min)	Air flow velocity u / (m/s)	spezific air flow resistance R_s / (Pa s/m)	specific air flow resistance rel. Length r / (Pa s/m ²)
1	3.000	52028	0.10419	282.0	1.42E+05
2	2.850	50096	0.10033	279.0	1.40E+05
3	2.700	47249	0.09462	280.0	1.41E+05
4	2.550	45390	0.0909	275.0	1.38E+05
5	2.400	42660	0.08543	276.0	1.39E+05
6	2.250	40439	0.08099	273.0	1.37E+05
7	2.100	37831	0.07576	272.0	1.37E+05
8	1.950	35276	0.07065	271.0	1.36E+05
9	1.800	33598	0.06729	262.0	1.32E+05
10	1.650	31110	0.0623	260.0	1.31E+05
11	1.500	29059	0.0582	253.0	1.27E+05
12	1.350	26618	0.05331	248.0	1.25E+05
13	1.200	23793	0.04765	247.0	1.24E+05
14	1.050	20596	0.04125	250.0	1.26E+05
15	0.900	16655	0.03335	265.0	1.33E+05

Extrapolated acc. to EN 29 053:**0.0005****233****1.17E+05**

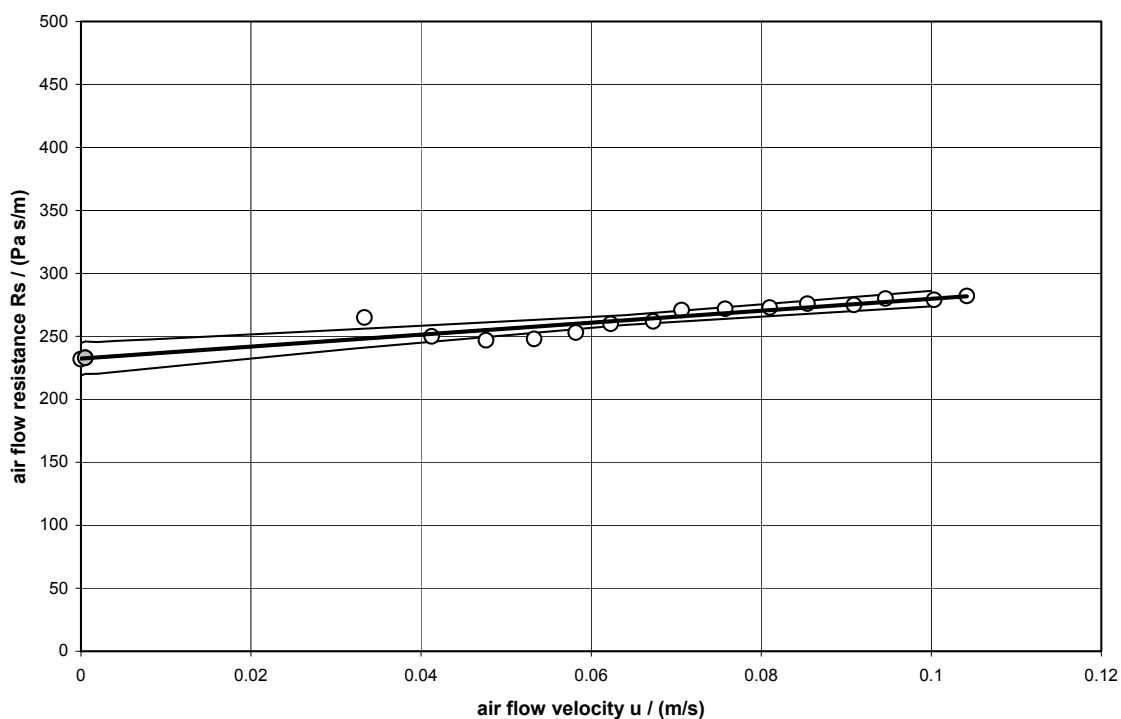
statistical confidence: 95 %

confidence interval at $u = 0,0005$ m/s: ± 5.5 %

Determination of airflow resistance acc. to EN 29053

Project : Kvadrat
Test report No. : M60836/7
tested by : nm
Date of measurement : 06/06/2005

Details about test specimen		
Number : 3956		
Construction : woven fabric, single layer		
Designation : Tonus 3 516 Kvadrat A/S	Mounting details:	
Material : 90 % new wool 10 % Helanca	both sides equal	
Purpose : upholstery		
Thickness : 1.99 mm	Mass : 20.10 g	
Diameter : 100 mm	Size : 0.040 m ²	
barom. air pressure : 95.6 kPa	abs. air pressure : 101,3 kPa	area spec. mass: 502.5 g/m ²



Air flow velocity u / (m/s)	Specific air flow resistance R_s / (Pa s/m)	Specific air flow resistance rel. length r / (Pa s/m ²)
0.0005	233	1.17E+05

Extrapolated acc. to EN 29 053:

statistical confidence: 95 %

confidence interval at $u = 0,0005$ m/s: ± 5.5 %

Upholstery fabric Tonus 3 516 kvadrat A/S

figure 1: test construction made of 3 curtains, not folded
front view (not scaled)

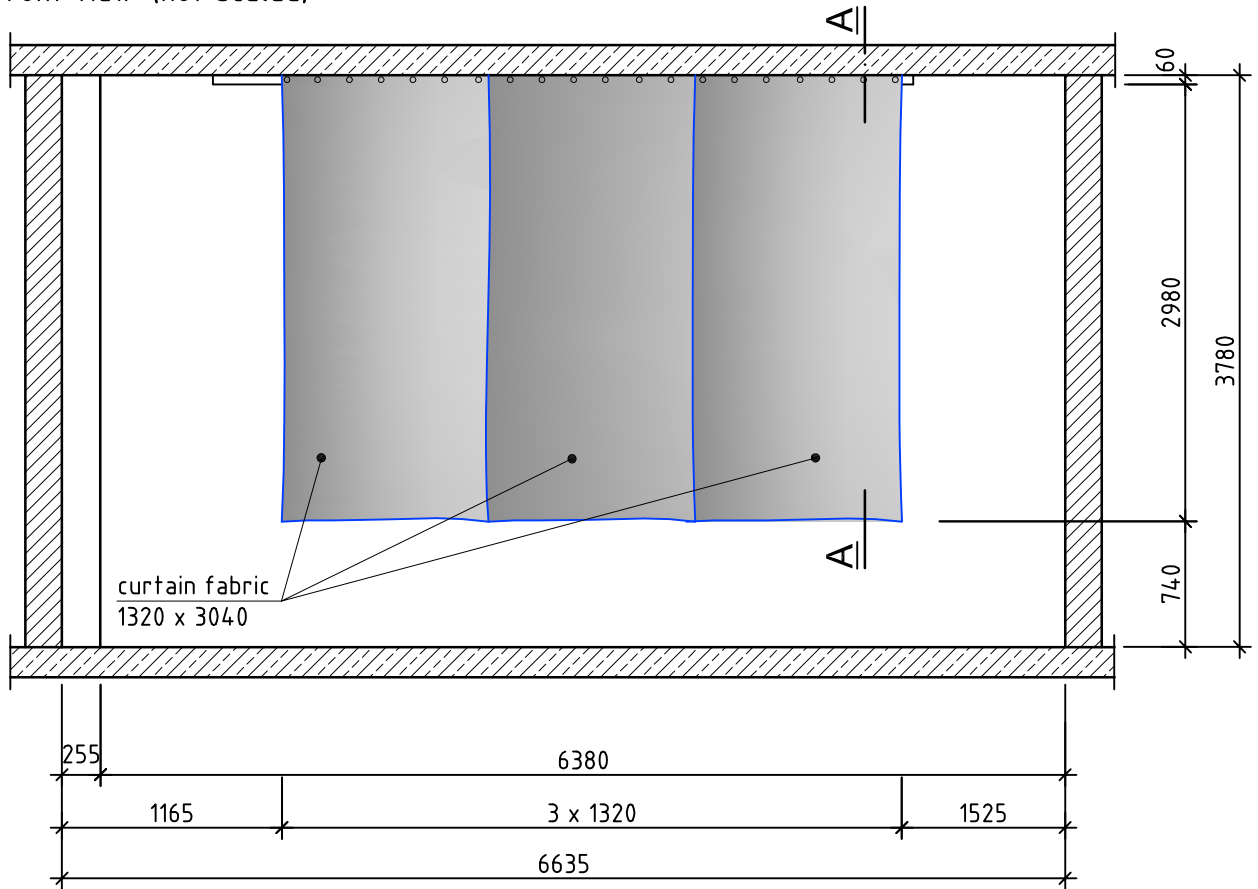
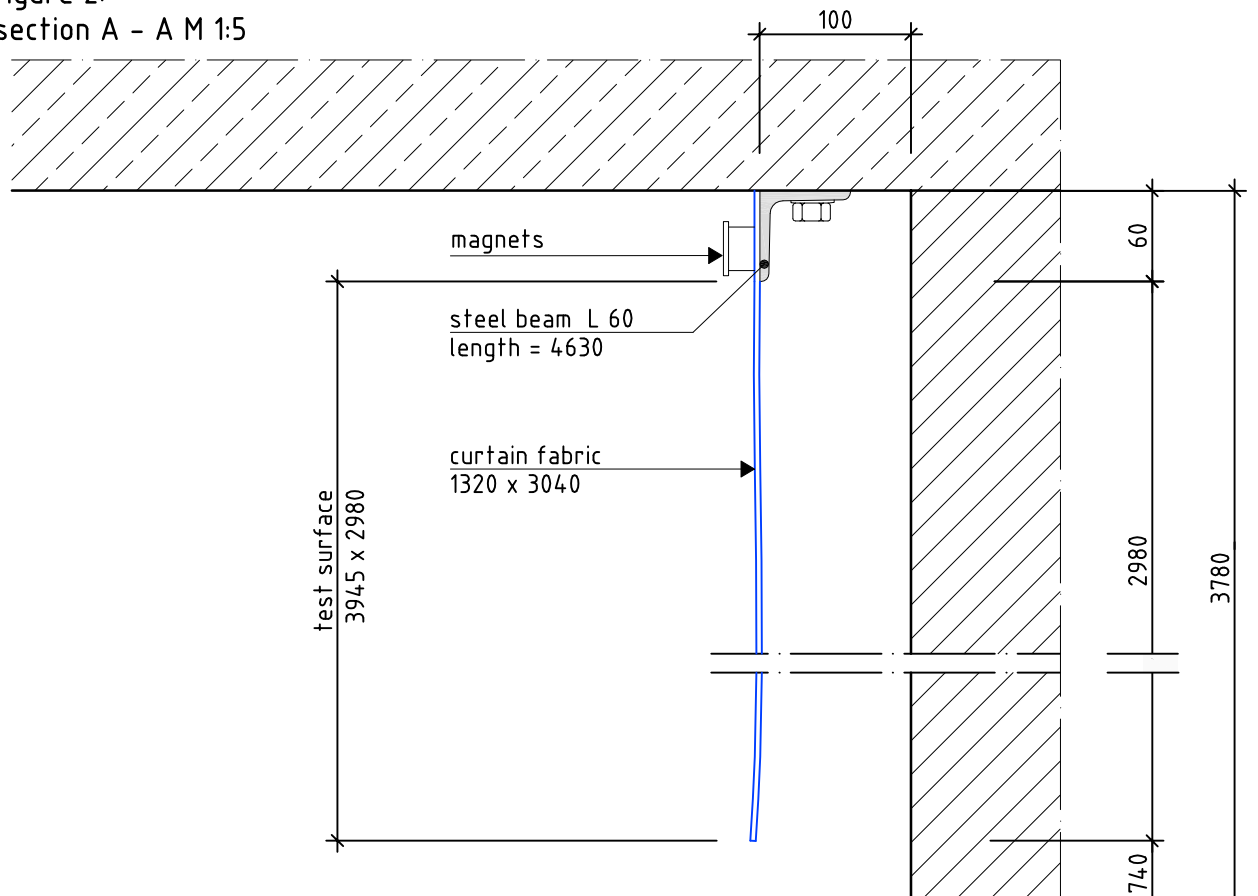


figure 2:
section A - A M 1:5



Upholstery fabric Tonus 3 516 kvadrat A/S

figure 3: test construction made of 6 curtains, folded 100%
front view (not scaled)

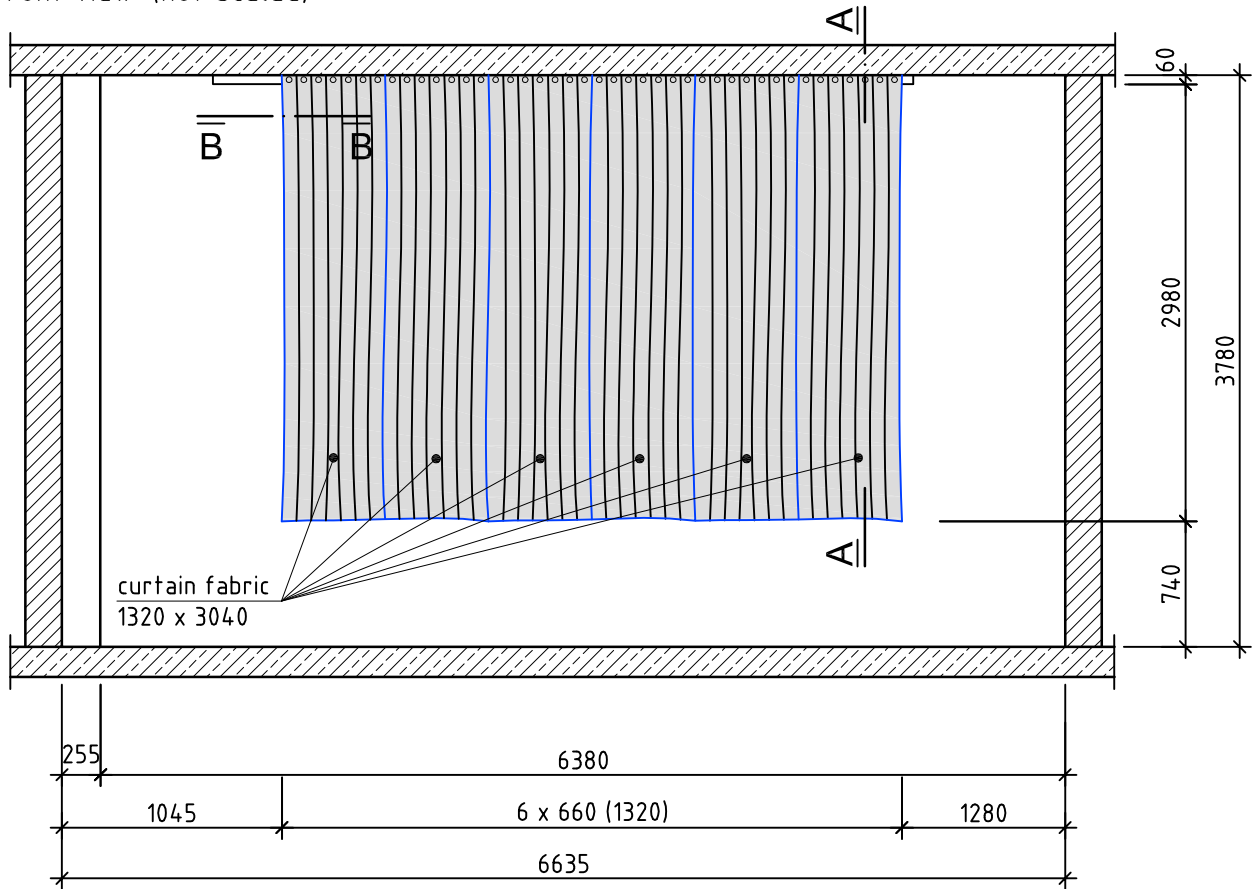


figure 4:
section B - B M 1:5

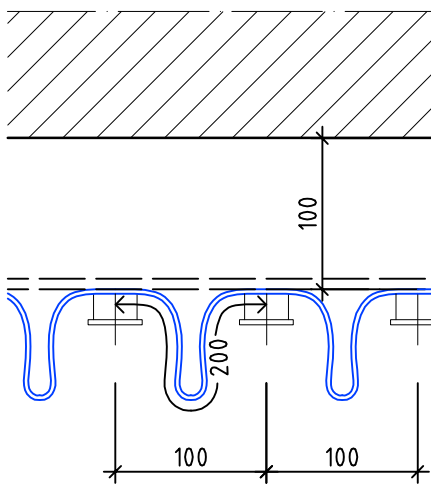
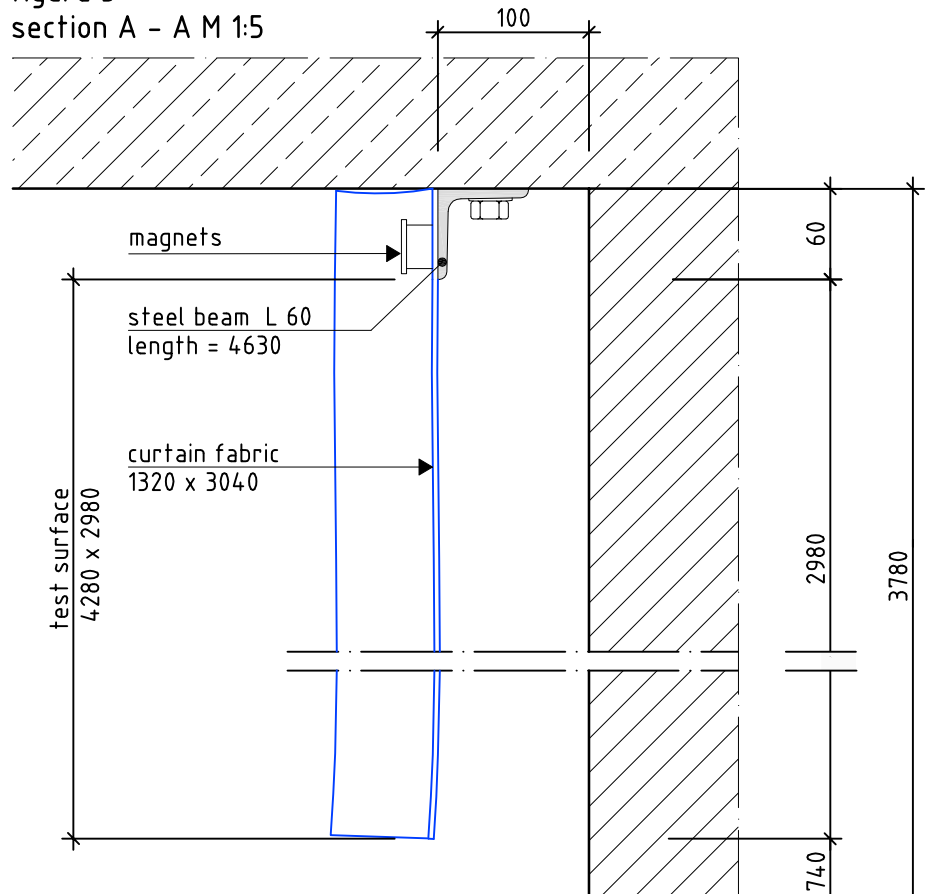


figure 5:
section A - A M 1:5



Upholstery fabric “Tonus” 3 516 Kvadrat A/S




Figure 6.

View of the mounted specimen in the reverberation room

Test construction 1: 3 curtains, not folded, 100 mm air gap

Upholstery fabric “Tonus” 3 516 Kvadrat A/S



Figure 7.

View of the mounted specimen in the reverberation room

Test construction 2: 6 curtains, folded 100 %, 100 mm air gap

Table 1. Mean values of reverberation time T_1 without and with T_2 specimen

frequency f / Hz	Mean values of measured reverberation time			
	test construction 1		test construction 2	
	without specimen	with specimen	without specimen	with specimen
100	7.08	6.58	7.17	5.51
125	5.92	5.37	6.06	4.48
160	6.67	5.40	6.53	4.43
200	6.55	4.93	6.40	4.01
250	6.80	4.87	6.79	3.77
315	6.03	4.04	5.86	3.08
400	5.75	3.39	5.75	2.57
500	5.40	2.74	5.38	2.23
630	5.24	2.49	5.27	2.09
800	5.02	2.22	5.10	2.02
1000	5.14	2.21	5.21	2.07
1250	5.34	2.30	5.46	2.18
1600	5.07	2.67	5.18	2.05
2000	4.58	2.56	4.83	1.98
2500	4.02	2.10	4.32	1.87
3150	3.17	1.76	3.51	1.62
4000	2.50	1.49	2.85	1.44
5000	1.89	1.21	2.27	1.25

List of test equipment**Sound absorption**

Name	Manufacturer	Type	Serial-No.
Building acoustics measurement system	Norsonic	121	26342
Amplifier	Norsonic	235	14582
Loudspeakers (2 x in the reverberation room)	Allsound LT	--	--
Microphones (6 x in the reverberation room)	Sennheiser	MD21N	102805
Aspiration psychrometer	Wilh. Lambrecht KG	761	450157
Software for measurement and evaluation	Müller-BBM	Bau 4	Version 1.4

Air flow resistance

Name	Manufacturer	Type	Serial-No.
Mikromanometer	Furness Controls	FC O14 - MOS 220	9002407
Flow meter	BROOKS	Tube R-6-15-B	--
Flow meter	BROOKS	Tube R-2-15-C	--
Flow meter	BROOKS	Tube R-2-15-A	--
Flow meter (4 pieces)	Kirchner & Tochter	KD 77/2 (air)	--
Measuring construction for airflow resistance	Müller-BBM	--	--
Computer with programs for evaluation	Müller-BBM	--	--